

# THANK YOU!

Thank you for visiting my account and for your recent download.

I hope this stamp and count resource meets your expectations and needs. It saves you time and is super helpful for your child at home or kids in the classroom.

If you have any questions or suggestions or notice an error, please email me at [anna@learngrowaspire.com](mailto:anna@learngrowaspire.com) so I can make it right.

Thank you so much for your support.

Anna

## Tips

You can use either stamps or dot markers. If neither is available, you can use markers to dot.

## Stay Connected For Exclusive Printables!

[Subscribe to my email list to be notified when I add new resources and receive FREE exclusive printables and more!](#)



Learn Grow Aspire was created to support parents, caregivers, and elementary classroom teachers with teaching resources and inspirations they can implement in their homeschool or classrooms.

## MEET THE FACE BEHIND LEARN GROW ASPIRE

Hey, I'm Anna. Author and creator of Learn Grow Aspire resources. I love creating activities and printables that inspire a love for learning and make life easier for busy parents and teachers.



xoxo Anna

# Terms of use

I have used graphics from some very talented graphic designers listed below.  
Due to license restrictions, this product is for personal and non-commercial use.  
If you have questions regarding the terms of use please get in touch with me  
at [anna@learngrowaspire.com](mailto:anna@learngrowaspire.com)

Credits for clip arts:



## You Can:

- Use this resource for your own personal use.
- Use this item (and make copies) for your classroom or kids at home.




## You Can Not:

- Redistribute or use this resource for any commercial purposes.
- Edit this resource or graphics in it and use them in any way, form, or shape.
- Share or email to other people who are outside of your home or classroom.
- Share on public websites.

Name: \_\_\_\_\_

# HOW MANY?


Directions: Count and stamp how many frogs you see on each log.




Name: \_\_\_\_\_

# HOW MANY?


Directions: Count and stamp how many fish are in each bowl.



--



--






--

Name: \_\_\_\_\_

# HOW MANY?


Directions: Count and stamp how many candies are in each pack.




Name: \_\_\_\_\_

# HOW MANY?


Directions: Count and stamp how many fish are in each bowl.



--



--



--