

THANK YOU!

Thank you for visiting my account and for your recent download.

I hope these free easter activity mats meet your expectations and needs. It saves you time and is super helpful for your child at home or kids in the classroom.

If you have any questions or suggestions or notice an error, please email me at anna@learngrowaspire.com so I can make it right.

Thank you so much for your support.

Anna

Stay Connected For Exclusive Printables!

[Subscribe to my email list to be notified when I add new resources and receive FREE exclusive printables and more!](#)

LET'S STAY CONNECTED!



[SEE WHAT'S HAPPENING ON THE BLOG](#)



[PINTEREST](#)



[FACEBOOK](#)



By Anna K

Learn Grow Aspire was created to support parents, caregivers, and elementary classroom teachers with teaching resources and inspirations they can implement in their homeschool or classrooms.

MEET THE FACE BEHIND
LEARN GROW ASPIRE

Hey, I'm Anna. Author and creator of Learn Grow Aspire resources. I love creating activities and printables that inspire a love for learning and make life easier for busy parents and teachers.

xoxo Anna



Terms of use

I have used graphics from some very talented graphic designers listed below. Due to license restrictions, this product is for personal and non-commercial use.

If you have questions regarding the terms of use please get in touch with me at

anna@learngrowaspire.com

Credits for clip arts:



[Rainbow Sprinkle Studio](#)



[Studio Devanna](#)



[The English Workshop](#)

Directions: Find and color the letters E, A, S, T, E, R.

O

E

F

A

P

S

M

T


U

G

E

H

J








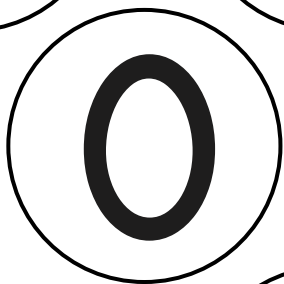







Q





R

W

Directions: Find and color the letters E, G, G.




Directions: Trace the letters. Then color the pictures.



Read and Color

Directions: Read and color as per the instructions below.

- Color the girl's top pink, her pants yellow, and her shoes blue.
- Color the girl's hair black.
- Color the butterfly behind the girl orange and the other three butterflies red.
- Color the clouds blue.



Read and Color

Directions: Read and color as per the instructions below.

- Use the colors of the rainbow to color the words - Happy Easter.
- Color the flower pink.
- Color the egg with the stars yellow.
- Color the egg with the hearts green.

