

THANK YOU!

Thank you for visiting my account and for your recent download.

I hope these free cut and paste worksheets meet your expectations and needs. It saves you time and is super helpful for your child at home or kids in the classroom.

If you have any questions or suggestions or notice an error, please email me at anna@learngrowaspire.com so I can make it right.

Thank you so much for your support.

Anna

Stay Connected For Exclusive Printables!

[Subscribe to my email list to be notified when I add new resources and receive FREE exclusive printables and more!](#)

Terms of use

I have used graphics from some very talented graphic designers listed below. Due to license restrictions, this product is for personal and non-commercial use.

If you have questions regarding the terms of use please get in touch with me at anna@learngrowaspire.com



[Creative Clips](#)




[Educlips Clip Art](#)



[Rainbow Sprinkle Studio](#)



You may also like These Fine Motor Skills Packet



These worksheets are designed to help strengthen fine motor skills, hand-eye coordination, and foster a sensory-rich learning experience as your kiddos feel the texture of the paper as they cut strengthening their tactile sensitivity.


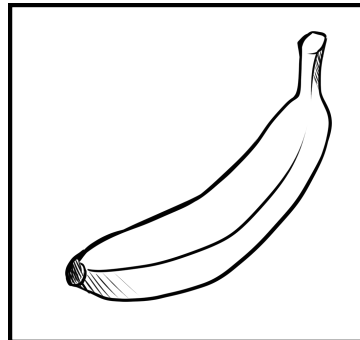





[Shop This Packet](#)

Name: _____

Directions: Cut and paste each item to the correct category.

FRUIT

VEGETABLE










Name: _____

Directions: Cut and paste each food to the correct category.

HEALTHY FOOD

NOT HEALTHY FOOD

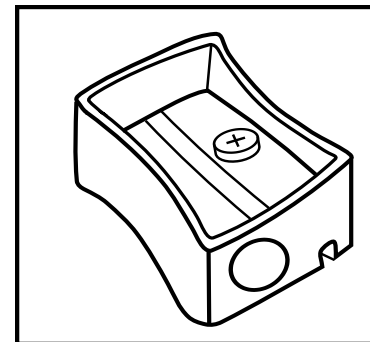







Name: _____

Directions: Cut and paste each item to the correct category.

SCHOOL STATIONERY

TOYS










Name: _____

Directions: Cut and paste each item to the correct category.





WINTER GEAR

SUMMER GEAR



Name: _____

Directions: Color the numbers and then cut & paste the correct number to the quantities.

A large empty square box intended for pasting the number 4.A large empty square box intended for pasting the number 7.A large empty square box intended for pasting the number 3.A large empty square box intended for pasting the number 5.

4

FOUR

7

SEVEN

6

SIX
















5

FIVE

Name: _____

SORT BY NUMBERS


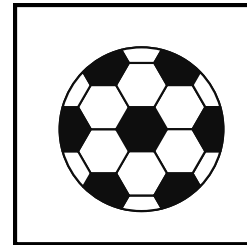



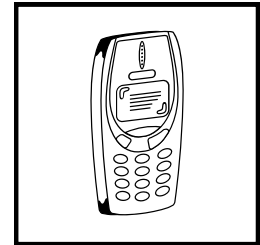
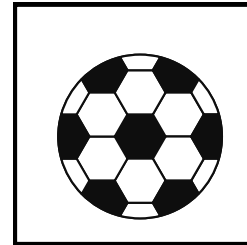



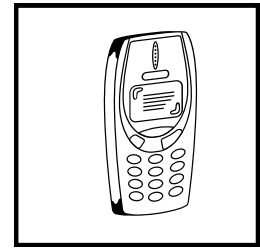

Directions: Cut and paste the bears in the correct box.



Name: _____

HELP PUT AWAY THE TOYS

Directions: Cut, and paste each toy in the correct box.



Name: _____

SORT BY THINGS

Directions: Cut, and paste each item in the correct box.

ANIMAL

FOOD

CLOTHING

