

THANK YOU!

Thank you for visiting my account and for your recent download.

I hope this farm-cutting practice resource meets your expectations and needs.

It saves you time and is super helpful for your child at home or kids in the classroom.

If you have any questions or suggestions or notice an error, please email me at anna@learngrowaspire.com so I can make it right.

Thank you so much for your support.

Anna

Terms of use

This product is for personal and non-commercial use.

If you have questions regarding the terms of use please get in touch with me at anna@learngrowaspire.com

Clip arts from:



[Rainbow Sprinkle](#)



[Dancing Crayon Designs](#)





Stay Connected For Exclusive Printables!

[Subscribe to my email list to be notified when I add new resources and receive FREE exclusive printables and more!](#)

Name: _____

Farm Cutting Practice




Directions: Cut along the dotted lines.



Name: _____

Farm Cutting Practice

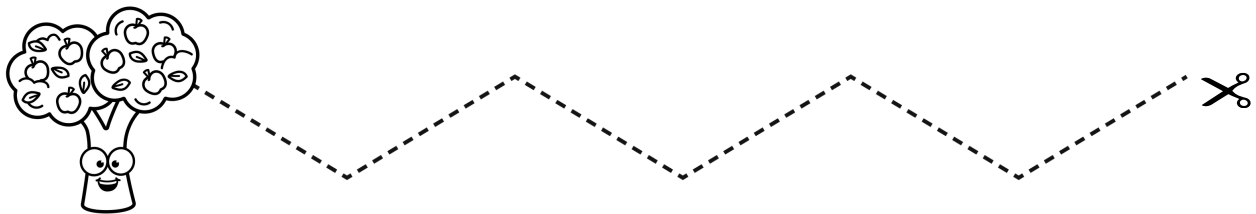
Directions: Cut along the dotted lines.



Name: _____

Apple Tree Cutting Practice



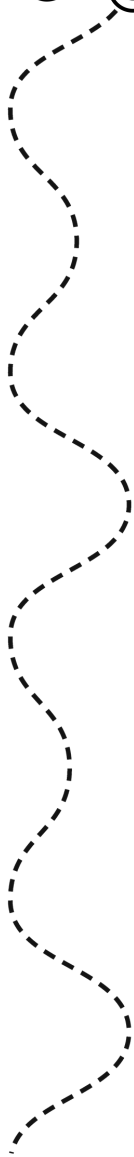

Directions: Cut along the dotted lines.



Name: _____

Wheelbarrow Cutting Practice


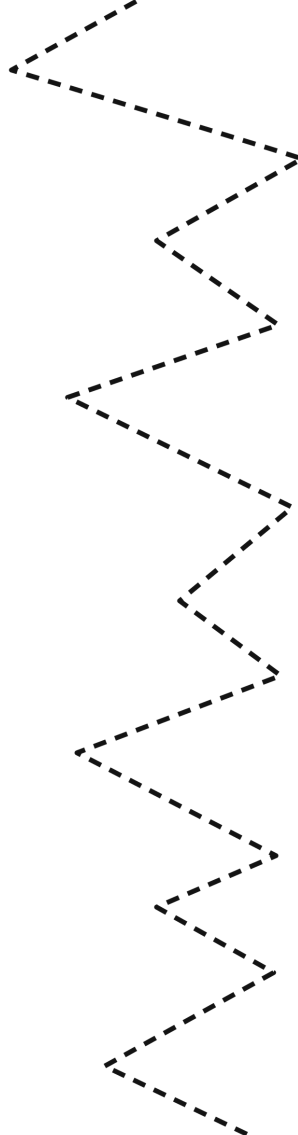


Directions: Cut along the dotted lines.



Name: _____

Farm Cutting Practice


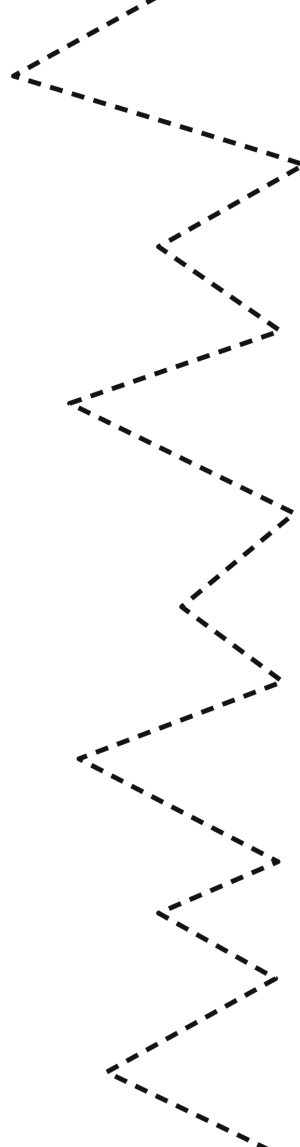

Directions: Cut along the dotted lines.



Name: _____

Farm Cutting Practice





Directions: Cut along the dotted lines.



Name: _____

Farm Cutting Practice

Directions: Color the tractors then cut along the dotted lines to cut them out.



Name: _____

Farm Cutting Practice

Directions: Color the barns then cut along the dotted lines to cut them out.

