

THANK YOU!

Thank you for visiting my account and for your recent download.

I hope this preschool math subtraction resource meets your expectations and needs. It saves you time and is super helpful for your child at home or kids in the classroom.

If you have any questions or suggestions or notice an error, please email me at anna@learngrowaspire.com so I can make it right.

Thank you so much for your support.

Anna

Terms of use

This product is for personal and non-commercial use.

If you have questions regarding the terms of use please get in touch with me at anna@learngrowaspire.com

Clip arts from:



[Rainbow Sprinkle](#)

Stay Connected For Exclusive Printables!


[Subscribe to my email list to be notified when I add new resources and receive FREE exclusive printables and more!](#)


Name: _____


SUBTRACTION


Directions: Count and cross out the ice creams you need to subtract.


Write how many ice creams are left.

 5 smiling ice cream cones with a minus sign and 2 more smiling ice cream cones, followed by an equals sign and a blank box.

 4 plain ice cream cones with a minus sign and 2 more plain ice cream cones, followed by an equals sign and a blank box.

 3 plain ice cream cones with a minus sign and 2 more plain ice cream cones, followed by an equals sign and a blank box.

 5 smiling ice cream cones with a minus sign and 1 more smiling ice cream cone, followed by an equals sign and a blank box.

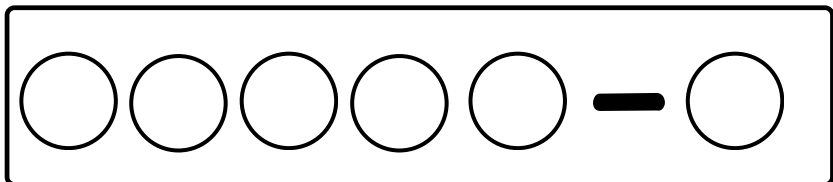
 3 plain ice cream cones with a minus sign and 3 more plain ice cream cones, followed by an equals sign and a blank box.

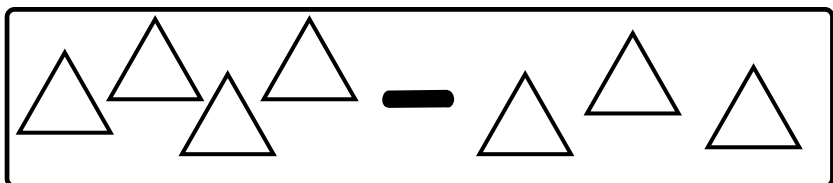
Name: _____


SUBTRACTION


Directions: Count and cross out the shapes you need to subtract.


Write how many are left.

 =

 =

 =

 =

 =

Name: _____

HOT COCOA SUBTRACTION


Directions: Fill in the missing number. Color the hot cocoa.



$5 - 1 =$




$2 - 2 =$





$7 - 3 =$



$8 - 6 =$



$6 - 4 =$





Name: _____


HOT COCOA SUBTRACTION


Directions: Fill in the missing number. Color the hot cocoa.




$7 - 1 =$ 

$3 - 2 =$ 

$4 - 3 =$ 

$9 - 6 =$ 

$6 - 4 =$ 




Name: _____





TEDDY BEAR SUBTRACTION

Directions: Subtract the numbers the bears are holding

Cut and paste the bear who is holding the difference.








$4 - 2 = \square$



Name: _____

TEDDY BEAR SUBTRACTION

Directions: Subtract the numbers the bears are holding. Cut and paste the bear who is holding the difference.








Name: _____

TEDDY BEAR SUBTRACTION

Directions: Subtract the numbers the bears are holding

Cut and paste the bear who is holding the difference.








Name: _____

TEDDY BEAR SUBTRACTION

Directions: Subtract the numbers the bears are holding

Cut and paste the bear who is holding the difference.







Name: _____

TEDDY BEAR SUBTRACTION

Directions: Subtract the numbers the bears are holding

Cut and paste the bear who is holding the difference.






Name: _____

TEDDY BEAR SUBTRACTION

Directions: Subtract the numbers the bears are holding

Cut and paste the bear who is holding the difference.



 -  = 