

THANK YOU!

Thank you for visiting my account and for your recent download.

I hope this Free letter of the week (E) resource meets your expectations and needs.

It saves you time and is super helpful and entertaining for your students.

If you have any questions or suggestions or notice an error, please email me at

anna@learngrowaspire.com so I can make it right.

Thank you so much for your support.

Anna

Terms of use

I have used graphics from some very talented graphic designers listed below. Due to license restrictions, this product is for personal and non-commercial use.

If you have questions regarding the terms of use please get in touch with me at

anna@learngrowaspire.com

Clip arts from:



[Rainbow Sprinkle](#)




[Educlips Clip Art](#)

Stay Connected For Exclusive Printables!

[Subscribe to my email list to be notified when I add new resources and receive FREE exclusive printables and more!](#)

MY LETTER E FUN PACKET

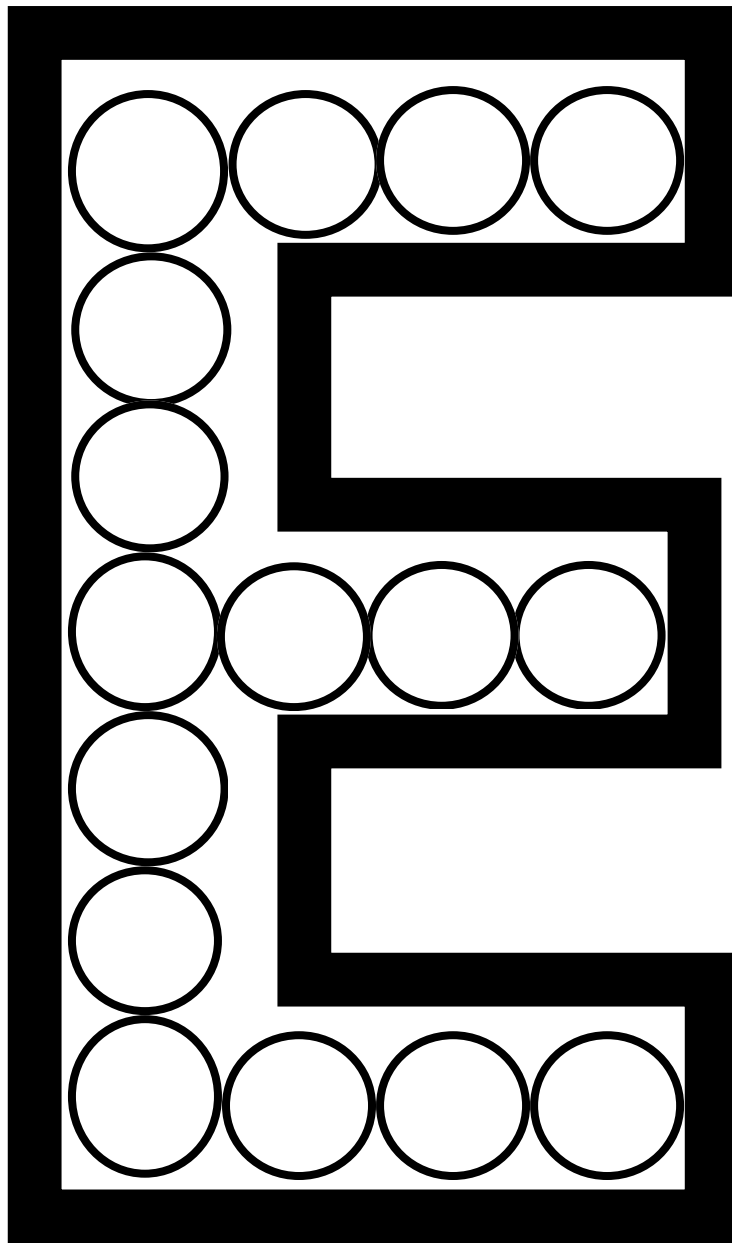
Name:



Name: _____

LETTER DOT MAT

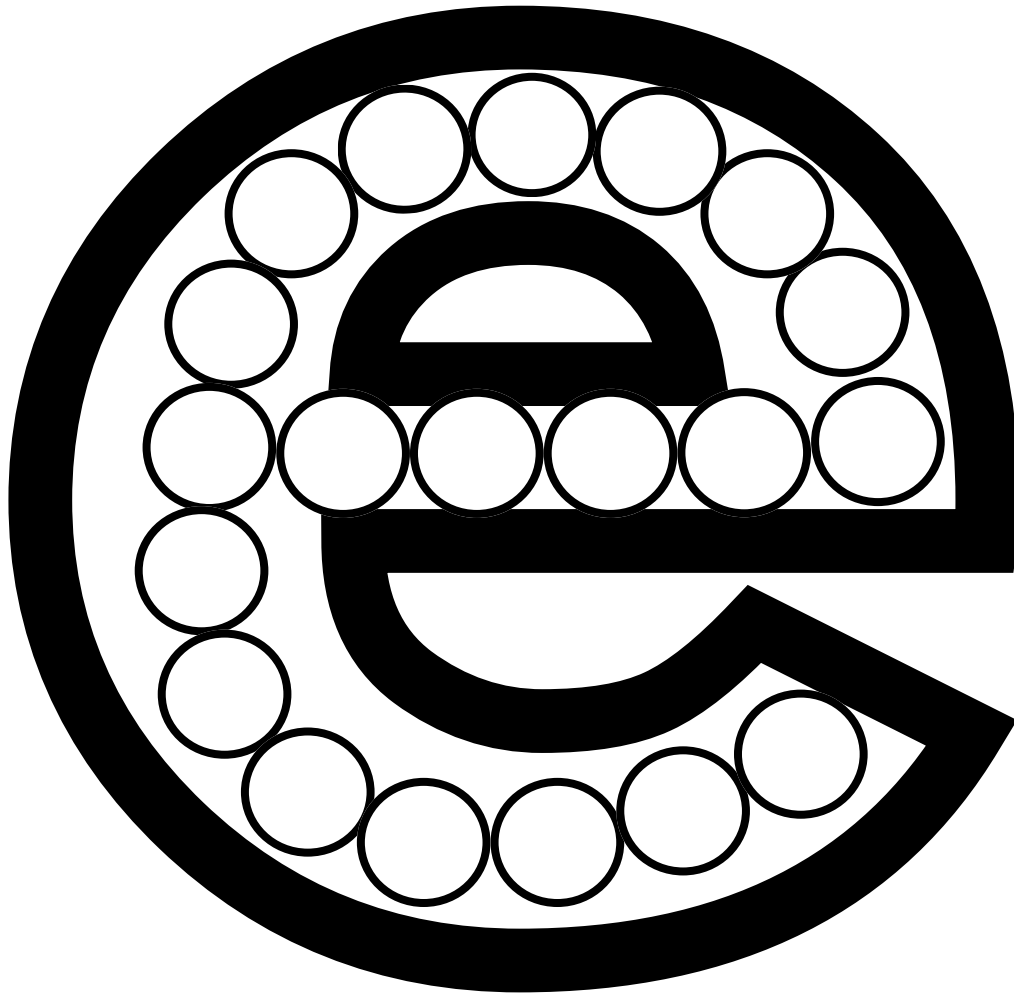
Directions: Use a bingo dabber or crayon to dot or color the circles to fill in the uppercase letter E.



Name: _____

LETTER DOT MAT

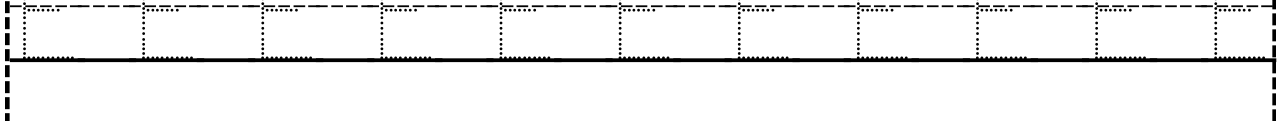
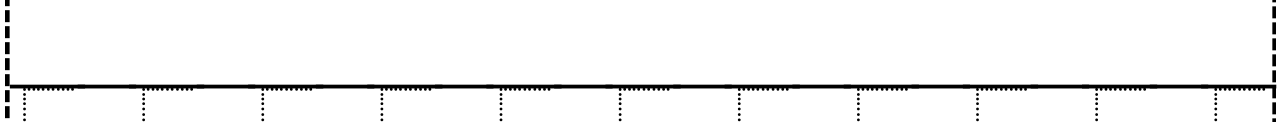
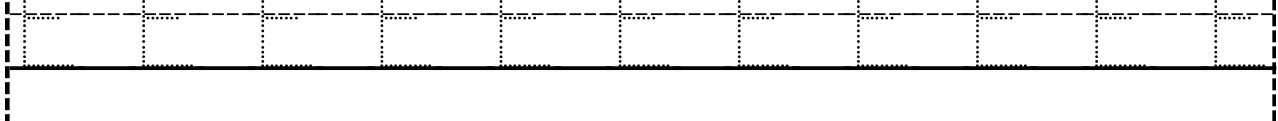
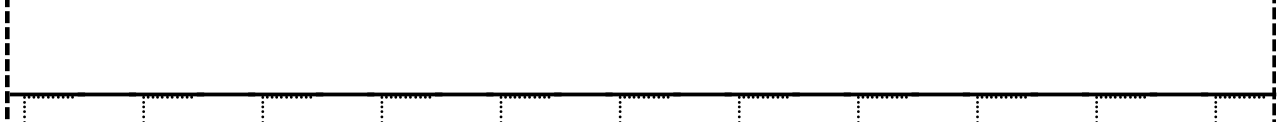
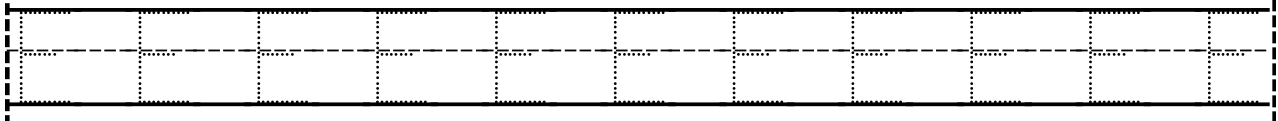
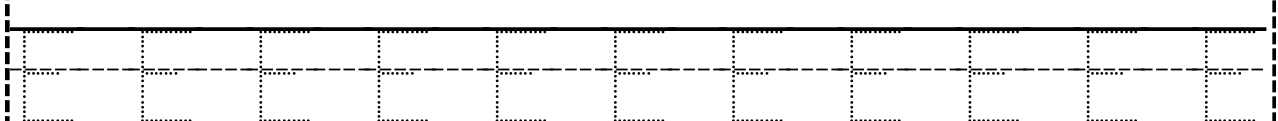
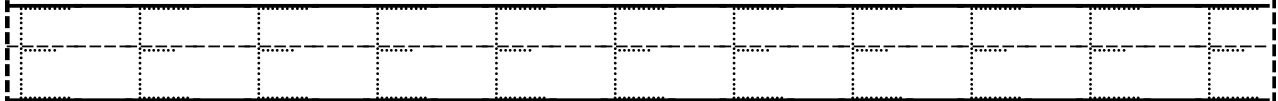
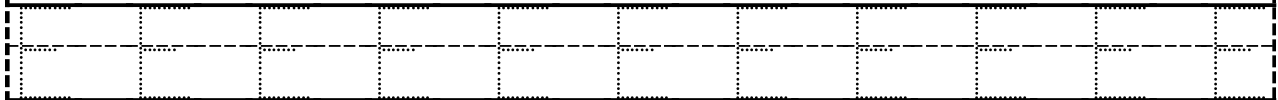
Directions: Use a bingo dabber or crayon to dot or color the circles to fill in the lowercase letter e.



Name: _____

TRACE THE UPPERCASE

E.



Name: _____

TRACE THE LOWERCASE

e.

e e e e e e e e e e

e e e e e e e e e e

e e e e e e e e e e

e e e e e e e e e e

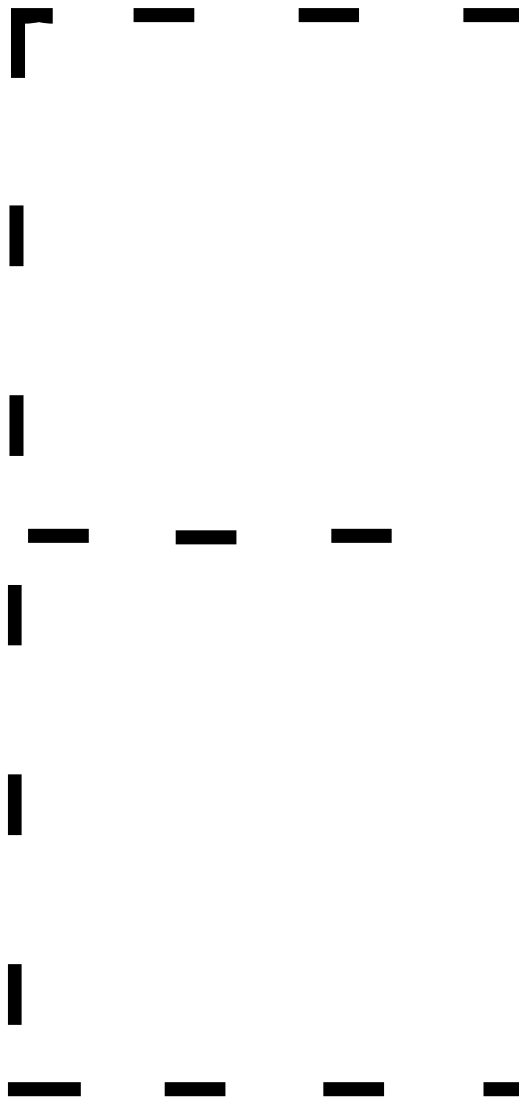
e e e e e e e e e e

e e e e e e e e e e

e e e e e e e e e e

Name: _____

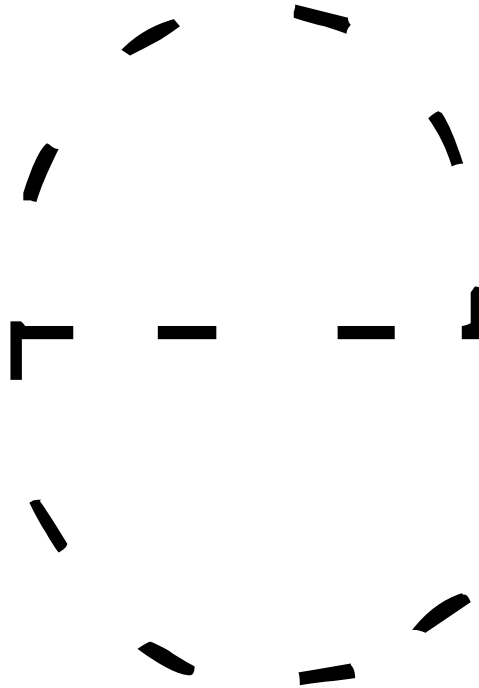
TRACE THE UPPERCASE E.



Name: _____

TRACE THE LOWERCASE







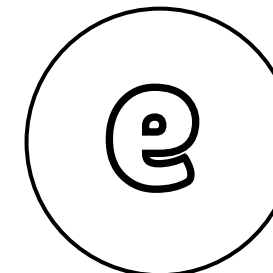








e.



Name: _____

MINDFUL COLORING

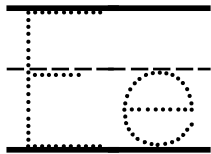
Directions: Color the letter E using the colors of the rainbow.




Name: _____

LETTER DAB A DOT!

Directions: Use a bingo dabber to dot all the letters E.



is for elephant.

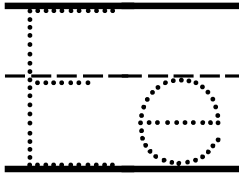


A collection of letters in circles for a dot marker activity. The letters are: e, E, f, g, J, e, G, g, E, K, d, C, F, E, E, Q, K, E, b, E, d, G, E, e, E, e.





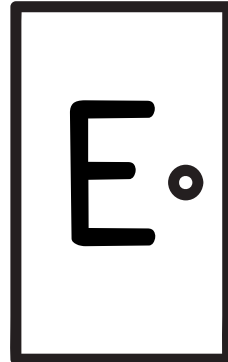



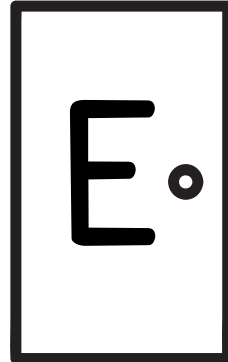



Name: _____

THE LETTER E

Directions: Color the uppercase E purple and the lowercase e yellow.







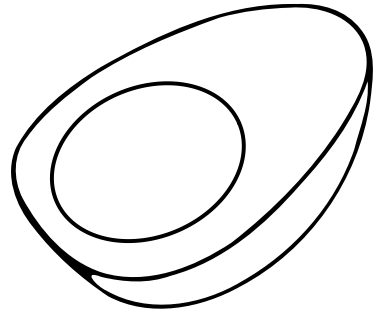


is for eagle.



Name: _____

What Starts With E?

Directions: Color the things that start with the letter E.




Name: _____

Directions: Draw something that begins with the letter E.

E is for...



Directions: Cut out the egg and decorate it either by coloring, sticking stickers, or using glitter.



Directions: Cut out the egg. Then cut and paste the E things on it.

