

# THANK YOU!

Thank you for visiting my account and for your recent download.

I hope this Free letter of the week (Dd) resource meets your expectations and needs.

It saves you time and is super helpful and entertaining for your students.

If you have any questions or suggestions or notice an error, please email me at [anna@learngrowaspire.com](mailto:anna@learngrowaspire.com) so I can make it right.

Thank you so much for your support.

Anna

## Terms of use

I have used graphics from some very talented graphic designers listed below. Due to license restrictions, this product is for personal and non-commercial use.

If you have questions regarding the terms of use please get in touch with me at [anna@learngrowaspire.com](mailto:anna@learngrowaspire.com)

Clip arts from:



[Rainbow Sprinkle](#)

## Stay Connected For Exclusive Printables!

[Subscribe to my email list to be notified when I add new resources and receive FREE exclusive printables and more!](#)

# MY LETTER

# D

# FUN PACKET




Name:

Name: \_\_\_\_\_

# LETTER DOT MAT

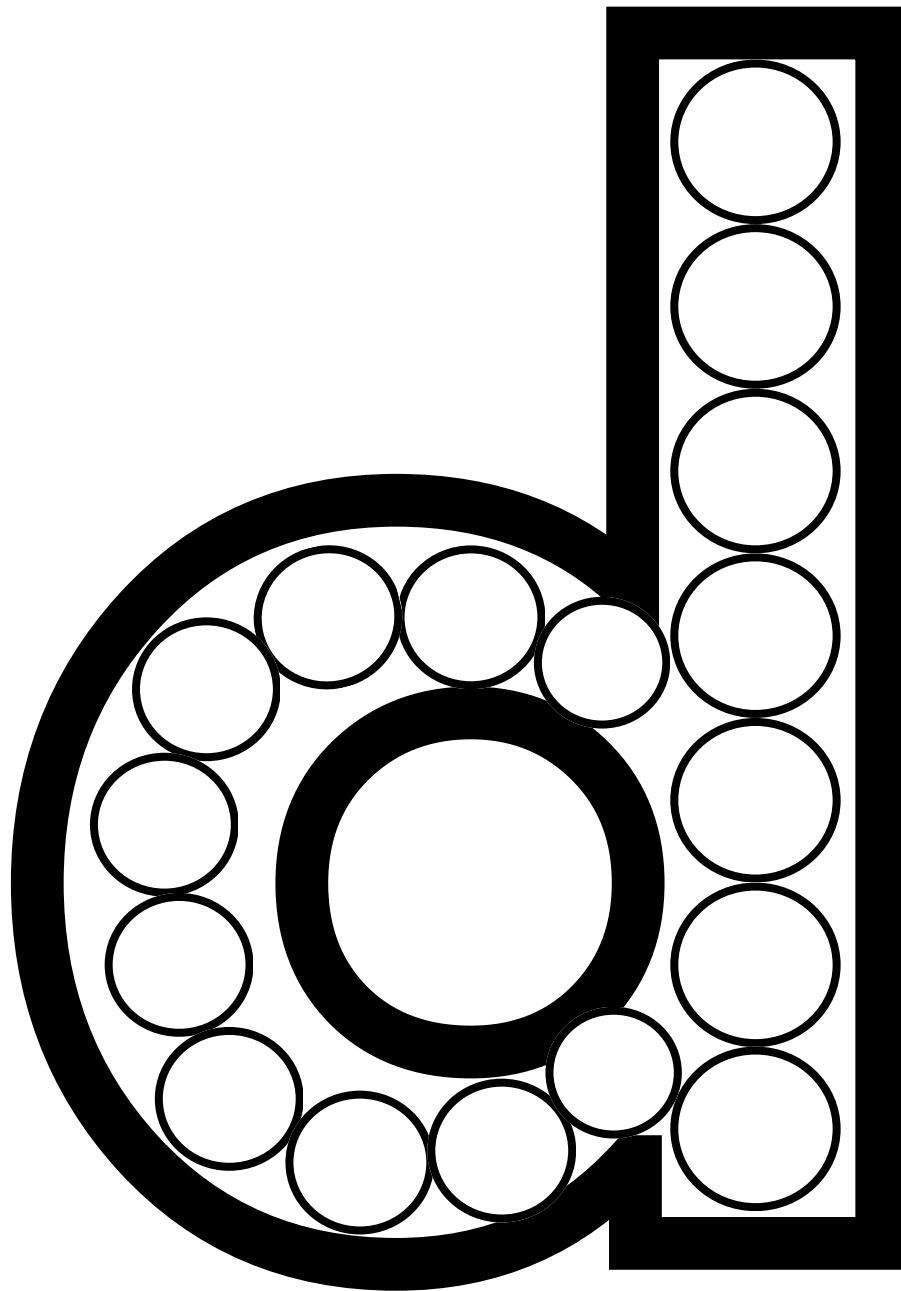
Directions: Use a bingo dabber or crayon to dot or color the circles to fill in the uppercase letter D.



Name: \_\_\_\_\_

# LETTER DOT MAT

Directions: Use a bingo dabber or crayon to dot or color the circles to fill in the lowercase letter d.



Name: \_\_\_\_\_

# TRACE THE UPPERCASE

## D.

D D D D D D D D D D

D D D D D D D D D D

D D D D D D D D D D

D D D D D D D D D D

D D D D D D D D D D

D D D D D D D D D D

Name: \_\_\_\_\_

# TRACE THE LOWERCASE

d.

d d d d d d d d d

d d d d d d d d d

d d d d d d d d d

d d d d d d d d d

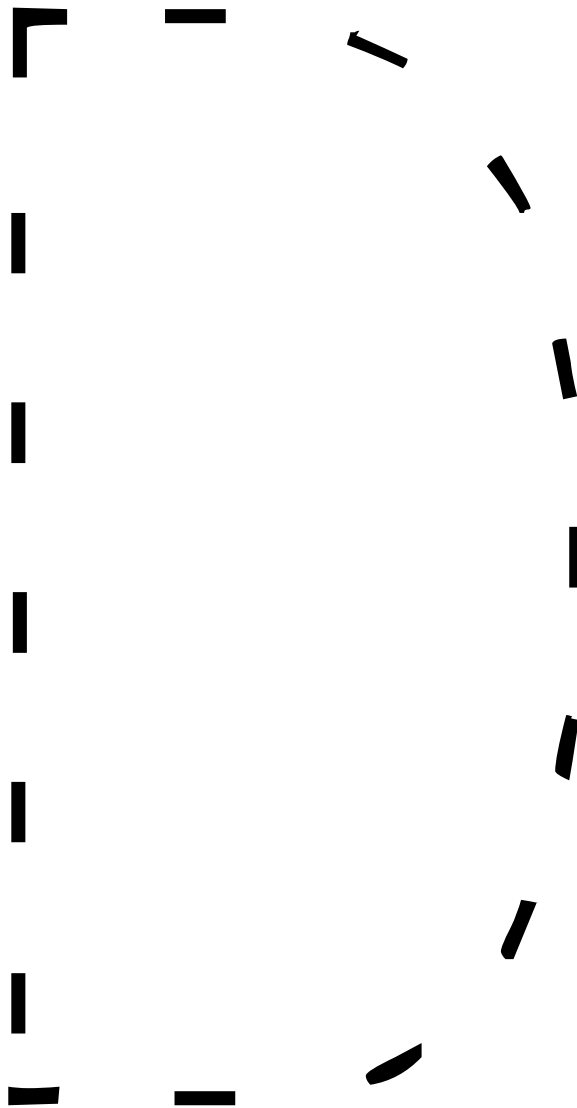
d d d d d d d d d

d d d d d d d d d

Name: \_\_\_\_\_

# TRACE THE UPPERCASE


## D.



Name: \_\_\_\_\_

# TRACE THE LOWERCASE

d.





















Name: \_\_\_\_\_

# MINDFUL COLORING

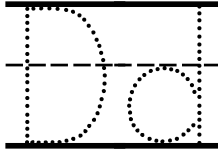
Directions: Color the letter D using the colors of the rainbow.




Name: \_\_\_\_\_

# LETTER DAB A DOT!

Directions: Use a bingo dabber to dot all the letters Dd.



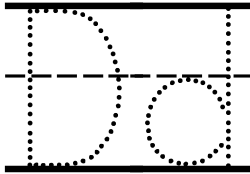
is for dog.




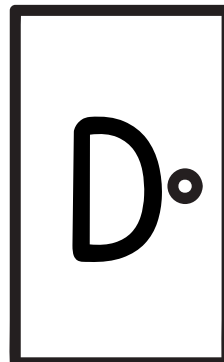


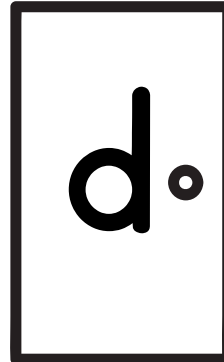
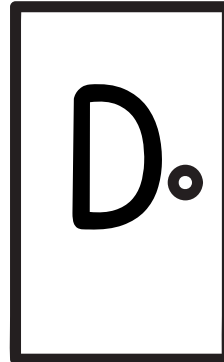


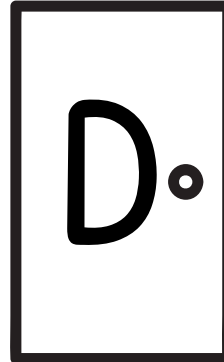




Name: \_\_\_\_\_

# THE LETTER D

Directions: Color the uppercase D purple and the lowercase d yellow.










is for duck.



Name: \_\_\_\_\_

# What Starts With D?




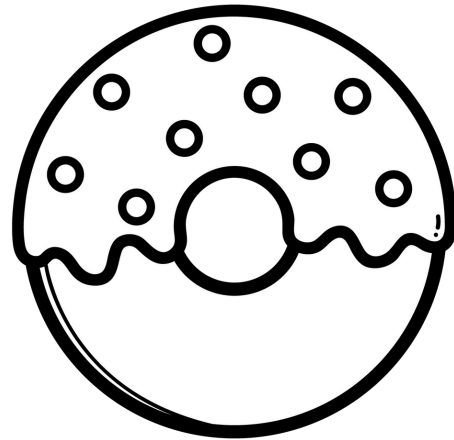
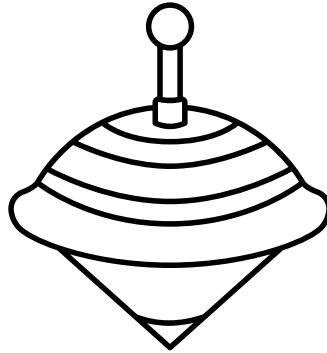


Directions: Color the things that start with the letter D.



Name: \_\_\_\_\_

# What Starts With D?

Directions: Color the things that start with the letter D.



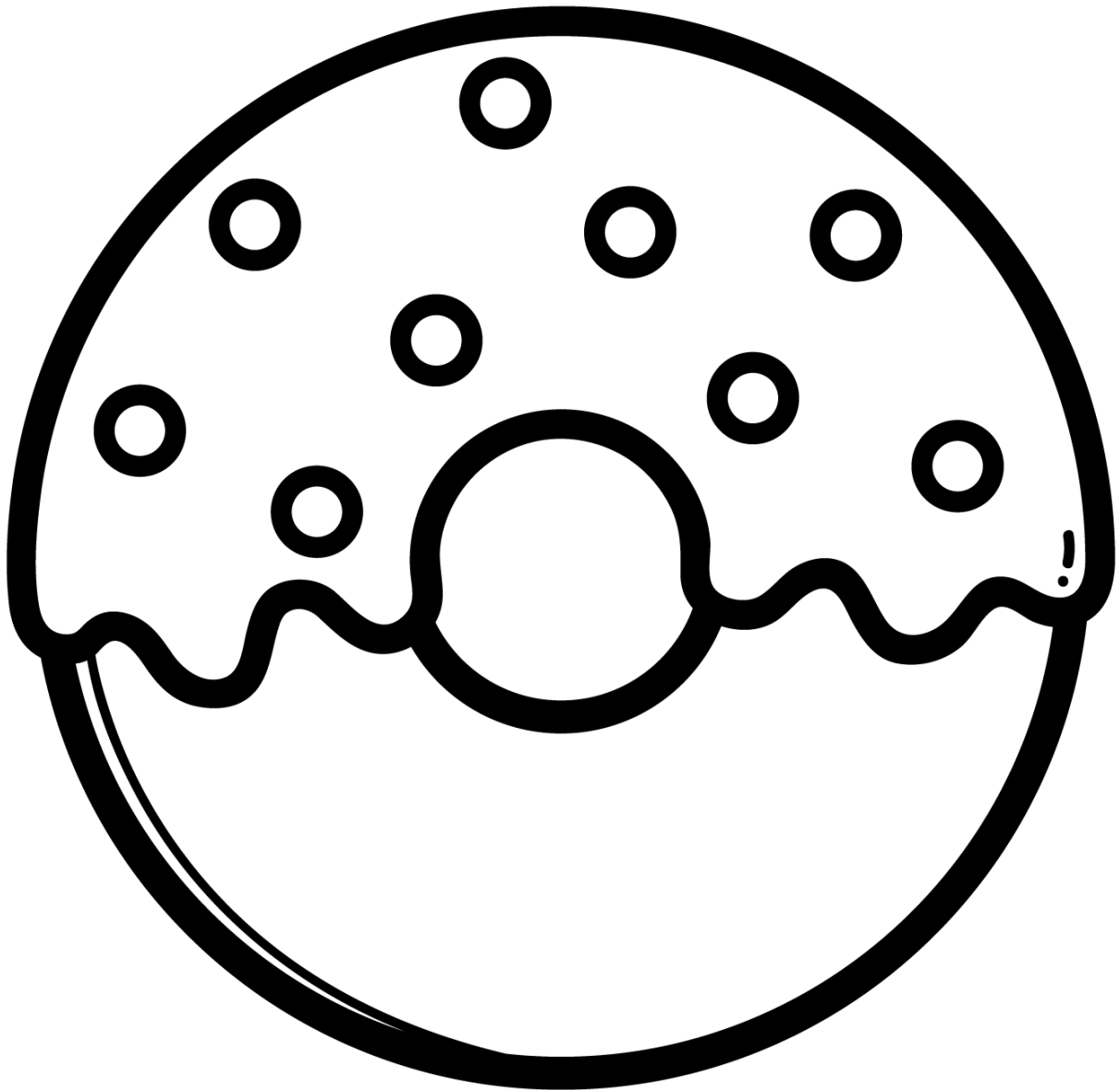
Name: \_\_\_\_\_

Directions: Draw something that begins with the letter Dd.

**D** is for...



Directions: Cut out the donut and decorate it either by coloring, sticking stickers, or using glitter.



Directions: Cut out the door. Then cut and paste the D things on it.

