

THANK YOU!

Thank you for visiting my account and for your recent download.

I hope this Free letter of the week (Cc) resource meets your expectations and needs. It saves you time and is super helpful and entertaining for your students.

If you have any questions or suggestions or notice an error, please email me at anna@learngrowaspire.com so I can make it right.

Thank you so much for your support.

Anna

Terms of use

These printables are for personal only and should not be copy or resold.

Stay Connected For Exclusive Printables!

[Subscribe to my email list to be notified when I add new resources and receive FREE exclusive printables and more!](#)




Keep The Learning Going!



[Try Readability For FREE](#)

MY LETTER C FUN PACKET

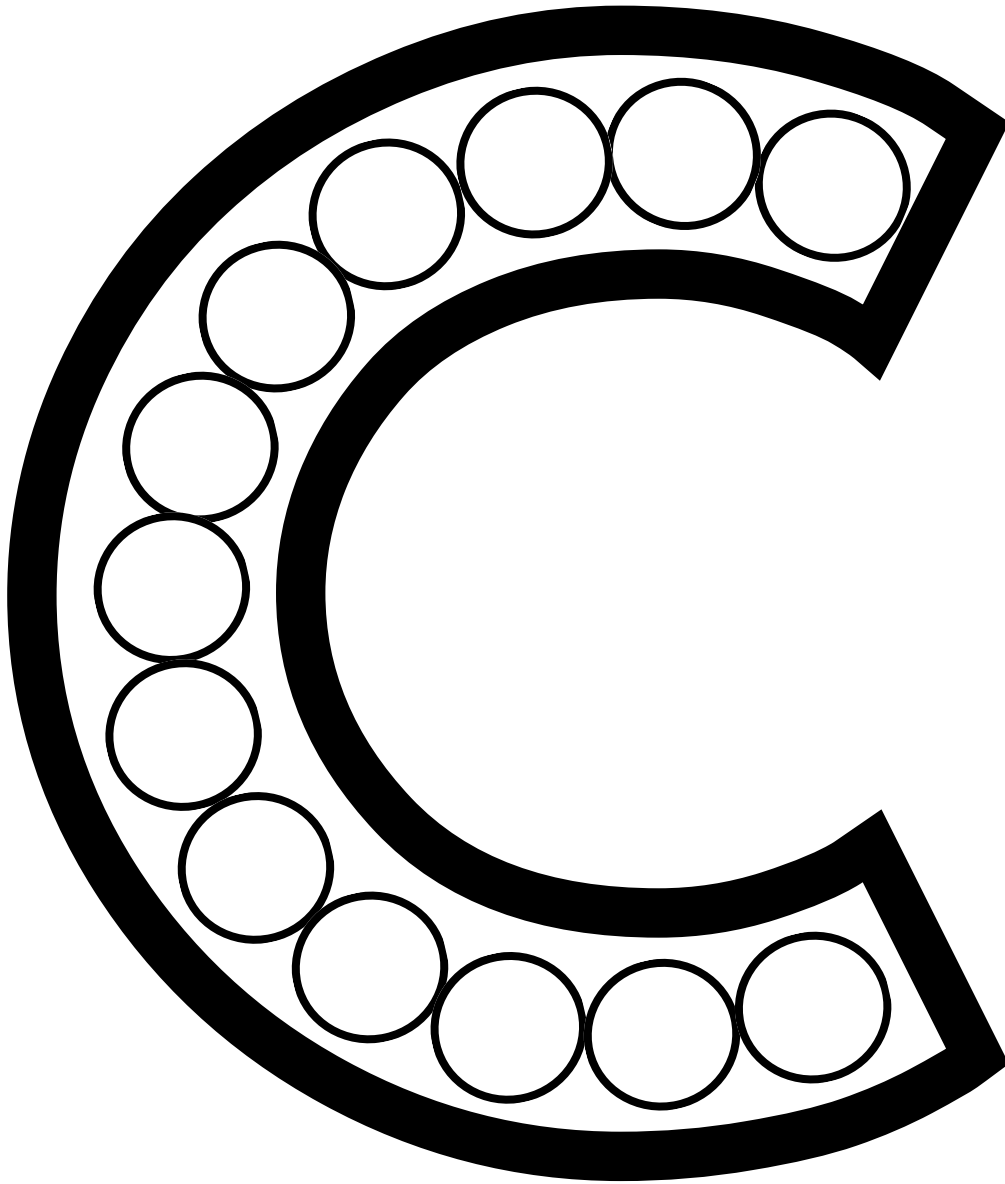
Name:



Name: _____

LETTER DOT MAT

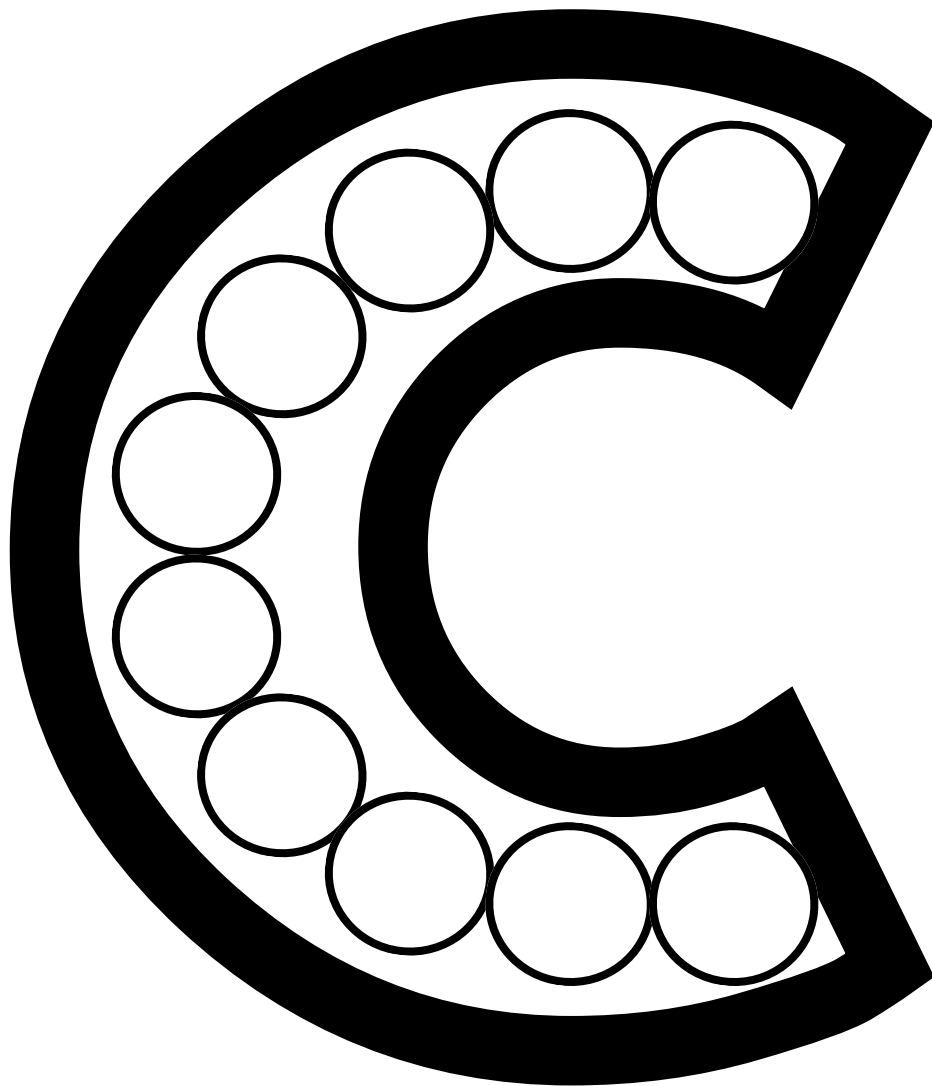
Directions: Use a bingo dabber or crayon to dot or color the circles to fill in the uppercase letter C.



Name: _____

LETTER DOT MAT

Directions: Use a bingo dabber or crayon to dot or color the circles to fill in the lowercase letter C.



Name: _____

TRACE THE UPPERCASE

C.

C C C C C C C C C

C C C C C C C C C

C C C C C C C C C

C C C C C C C C C

C C C C C C C C C

C C C C C C C C C

Name: _____

TRACE THE LOWERCASE

c.

c c c c c c c c c

c c c c c c c c c

c c c c c c c c c

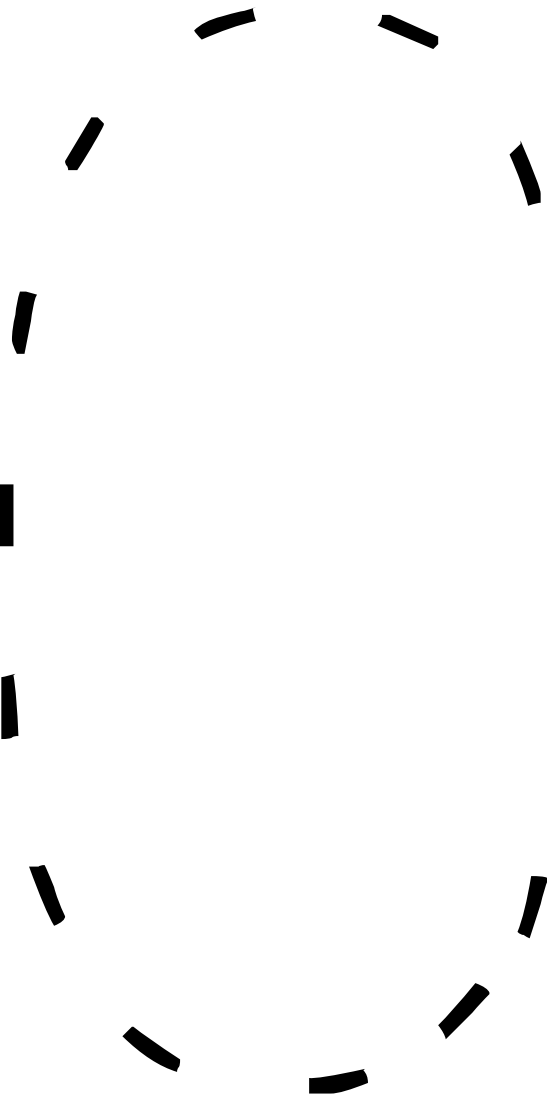
c c c c c c c c c

c c c c c c c c c

Name: _____

TRACE THE UPPERCASE


C.



Name: _____

TRACE THE LOWERCASE


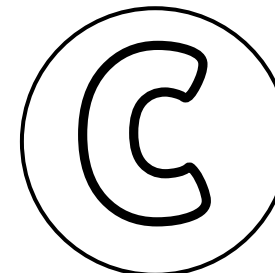














c.



Name: _____

MINDFUL COLORING

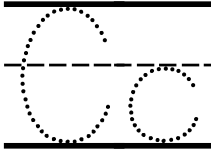
Directions: Color the letter C using the colors of the rainbow.




Name: _____

LETTER DAB A DOT!

Directions: Use a bingo dabber to dot all the letters Cc.



C is for cat.

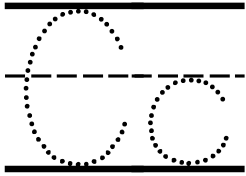


A collection of 25 circles, each containing a letter. The letters are: C, b, d, C, c, g, c, B, C, b, C, B, C, d, C, d, b, b, C, C, b, a, d, E.

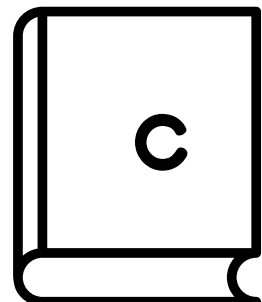
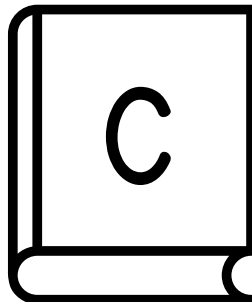
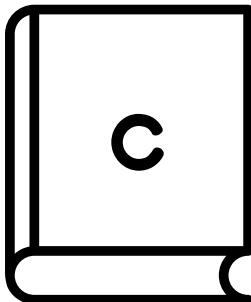
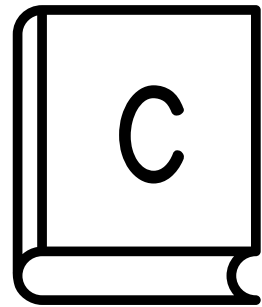
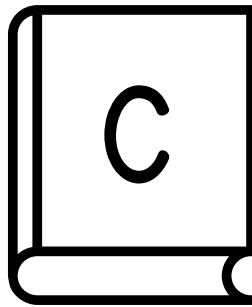
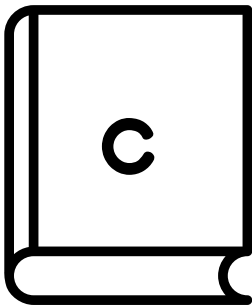
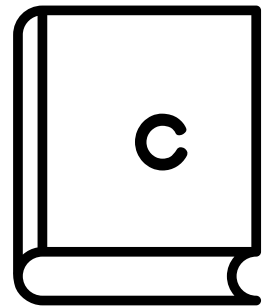
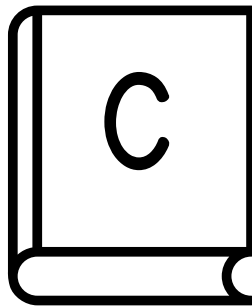
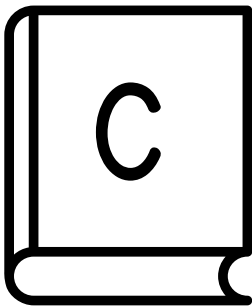

Name: _____

THE LETTER B

Directions: Color the uppercase C purple and the lowercase c yellow.










is for car.



Name: _____

What Starts With C?











Directions: Color the things that start with the letter C.



Name: _____

What Starts With C?

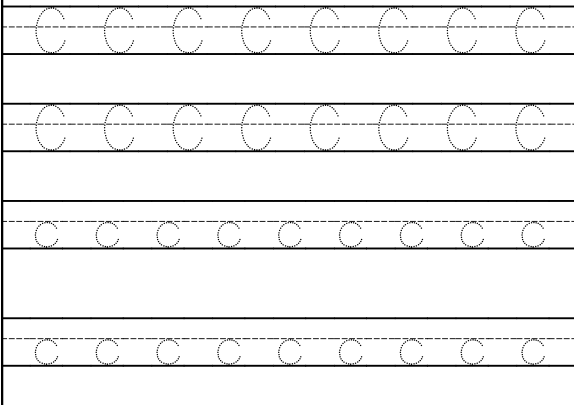
Directions: Color the things that start with the letter C.



Name: _____

The Letter C

Trace the letters C.



Match the uppercase C with its lowercase.

C


c

b


d

Trace the words cat. Then color the cat.

cat cat cat cat cat



Color the crowns with the letter C.



Write the letter C.

Name: _____

Directions: Draw something that begins with the letter Cc.

C is for...



Directions: Cut out the crown. Then cut and paste the C things on it.

