

# THANK YOU!

Thank you for visiting my account and for your recent download.

I hope this Free letter of the week (Aa) resource meets your expectations and needs. It saves you time and is super helpful and entertaining for your students.

If you have any questions or suggestions or notice an error, please email me at [anna@learngrowaspire.com](mailto:anna@learngrowaspire.com) so I can make it right.

Thank you so much for your support.

Anna

## Terms of use

These printables are for personal only and should not be copy or resold.

### Stay Connected For Exclusive Printables!

[Subscribe to my email list to be notified when I add new resources and receive FREE exclusive printables and more!](#)

## Keep The Learning Going!



[Try Readability For FREE](#)

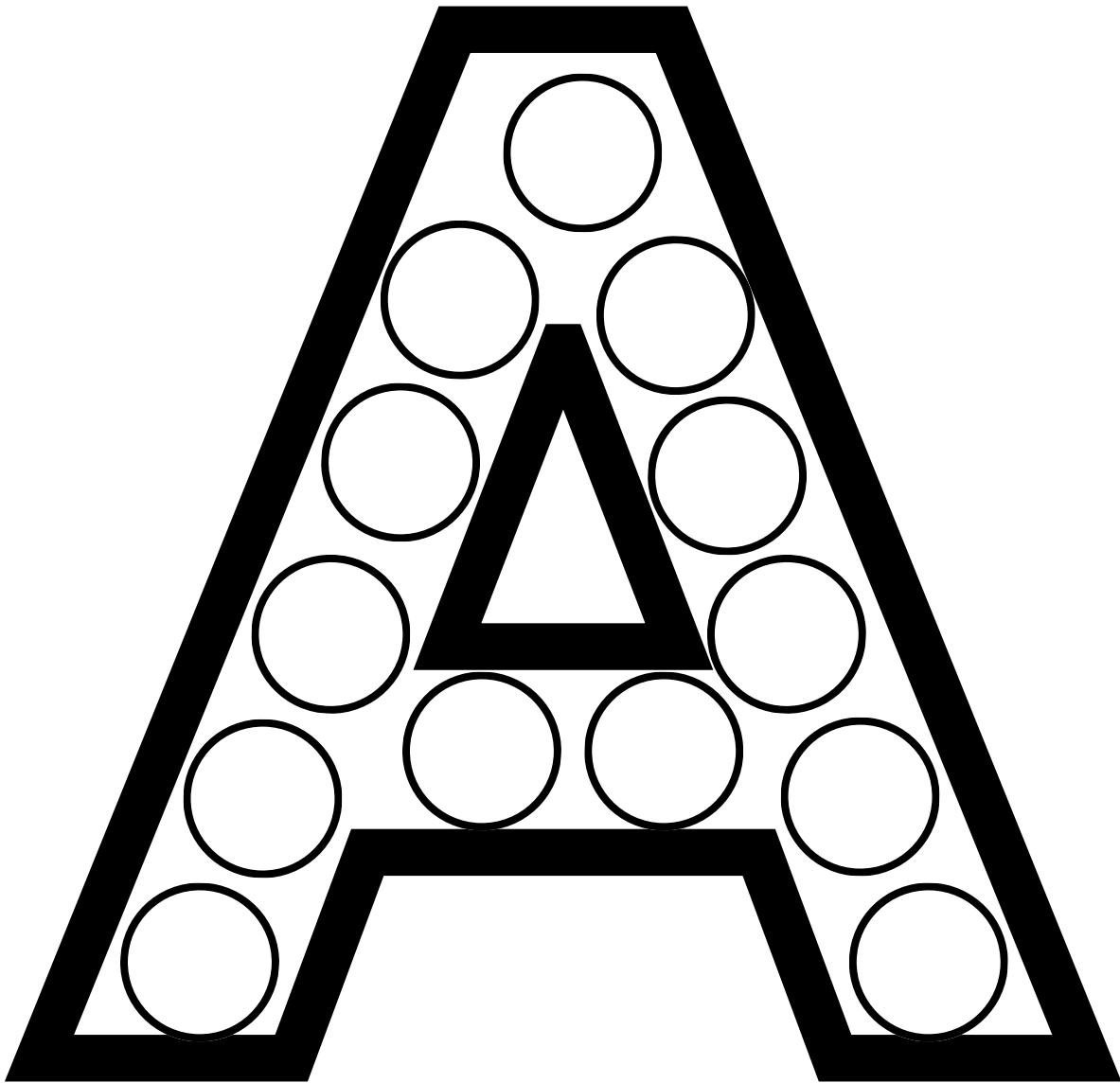
# MY LETTER A FUN PACKET

Name:

Name: \_\_\_\_\_

# LETTER DOT MAT

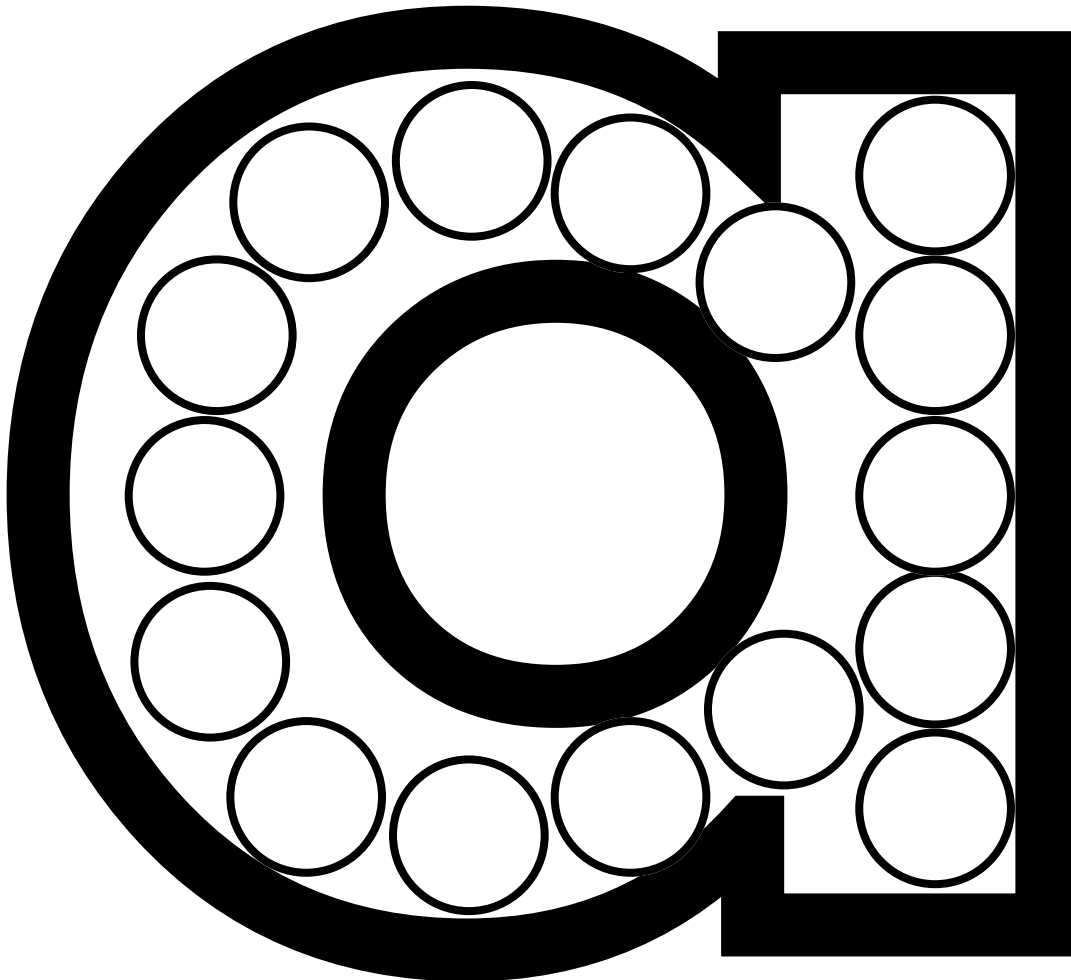
Directions: Use a bingo dabber or crayon to dot or color the circles to fill in the uppercase letter A.



Name: \_\_\_\_\_

# LETTER DOT MAT

Directions: Use a bingo dabber or crayon to dot or color the circles to fill in the lowercase letter a.



Name: \_\_\_\_\_

# TRACE THE UPPERCASE

## A.

A A A A A A A A

A A A A A A A A

A A A A A A A A

A A A A A A A A

A A A A A A A A

A A A A A A A A

A A A A A A A A

Name: \_\_\_\_\_

# TRACE THE LOWERCASE

a.

a a a a a a a a a a

a a a a a a a a a a

a a a a a a a a a a

a a a a a a a a a a

a a a a a a a a a a


a a a a a a a a a a

a a a a a a a a a a

Name: \_\_\_\_\_

# TRACE THE UPPERCASE


A.



Name: \_\_\_\_\_

# TRACE THE LOWERCASE

a.


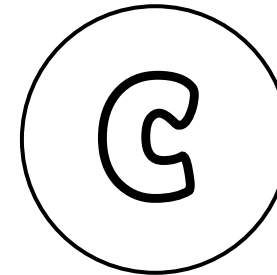
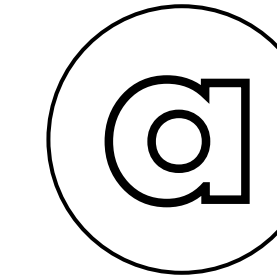

















Name: \_\_\_\_\_

# MINDFUL COLORING

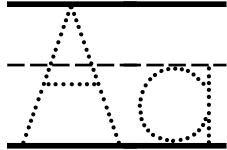
Directions: Color the letter A using the colors of the rainbow.




Name: \_\_\_\_\_

# LETTER DAB A DOT!

Directions: Use a bingo dabber to dot all the letters Aa.



is for apple.

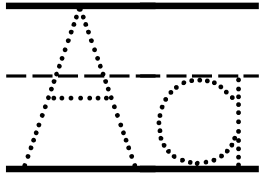


A collection of 25 circles, each containing a letter. The letters are: Row 1: d, A, C, A; Row 2: e, c, X, F, F, A; Row 3: A, Z, e, a, A; Row 4: d, a, A, y, s; Row 5: A, E, A, a, a, r.














Name: \_\_\_\_\_

# THE LETTER A

Directions: Color the uppercase A red and the lowercase a blue.






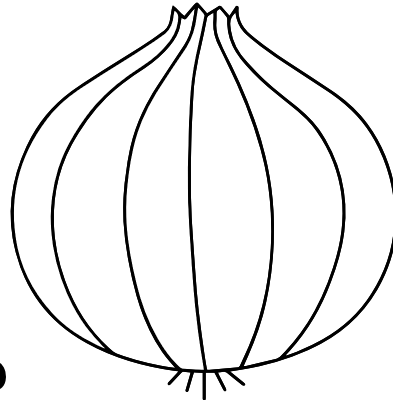


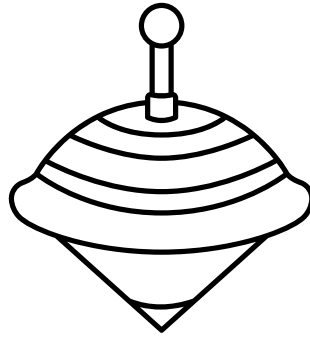

is for apron.



Name: \_\_\_\_\_

# What Starts With A?


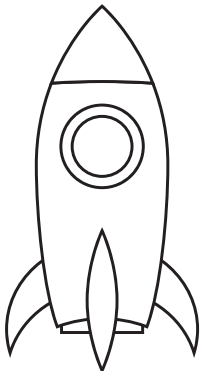

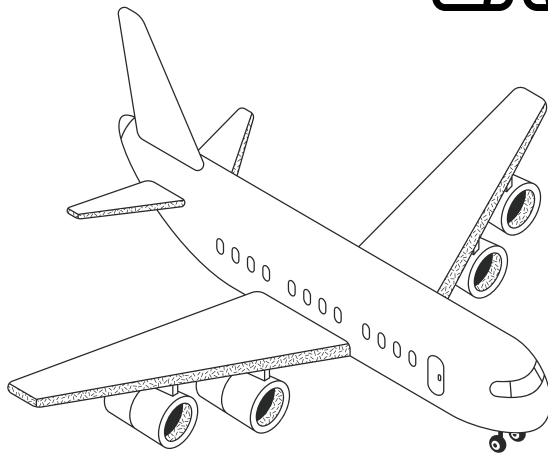




Directions: Color the things that start with the letter A.



Name: \_\_\_\_\_

# What Starts With A?

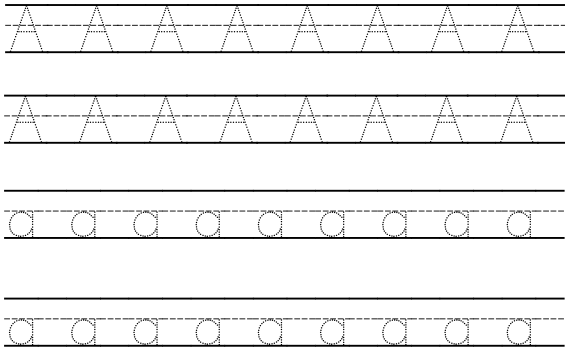
Directions: Color the things that start with the letter A.



Name: \_\_\_\_\_

# The Letter A

Trace the letters A.




Match the uppercase A with its lowercase.

A


c  
a  
d

Trace the words apple. Then color the apple.

apple apple apple



Color the apples with the letter Aa.



Write the letter A.

Name: \_\_\_\_\_

Directions: Draw something that begins with the letter Aa.

