

# THANK YOU!

Thank you for visiting my account and for your recent download.

I hope this free letter of the week (Rr) meets your expectations and needs. It saves you time and is super helpful and entertaining for your students.

If you have any questions or suggestions or notice an error, please email me at [anna@learngrowaspire.com](mailto:anna@learngrowaspire.com) so I can make it right.

Thank you so much for your support.

Anna

## Terms of use

I have used graphics from some very talented graphic designers listed below. Due to license restrictions, this product is for personal and non-commercial use.

If you have questions regarding the terms of use please get in touch with me at [anna@learngrowaspire.com](mailto:anna@learngrowaspire.com)

Cliparts from:



[Rainbow Sprinkle](#)



[Educlips](#)



[Miniature Masterminds](#)

Stay Connected For Exclusive  
Printables!

[Subscribe to my email list to be notified when I add new resources and receive FREE exclusive printables and more!](#)

xox Anna 

# Keep The Learning Going!

Grab a free 30-day trial to one of the leading learning apps for preschoolers and kindergarteners.

It's packed with fun, interactive lessons that will keep your kids engaged while learning key skills in math, reading, and more.

[Click here to start your free trial today!](#)

If the app is not helpful to your child you can always unsubscribe before your 30-day trial is up and you won't be charged.

(Note: This is an affiliate link, which helps support the creation of more free resources like this one. Thank you for your support!)

**HOMER**  
vs Other Leading Learning Apps

	HOMER	OTHER APPS
Reading & Math	✓	✓
Thinking Skills	✓	
Social & Emotional Learning	✓	
Learning Online & Offline	✓	
4 Profiles Per Family	✓	

Start Your FREE Trial

The image also shows a tablet displaying the HOMER app interface with colorful icons for numbers (1, 2, 3) and letters (A, B, C).

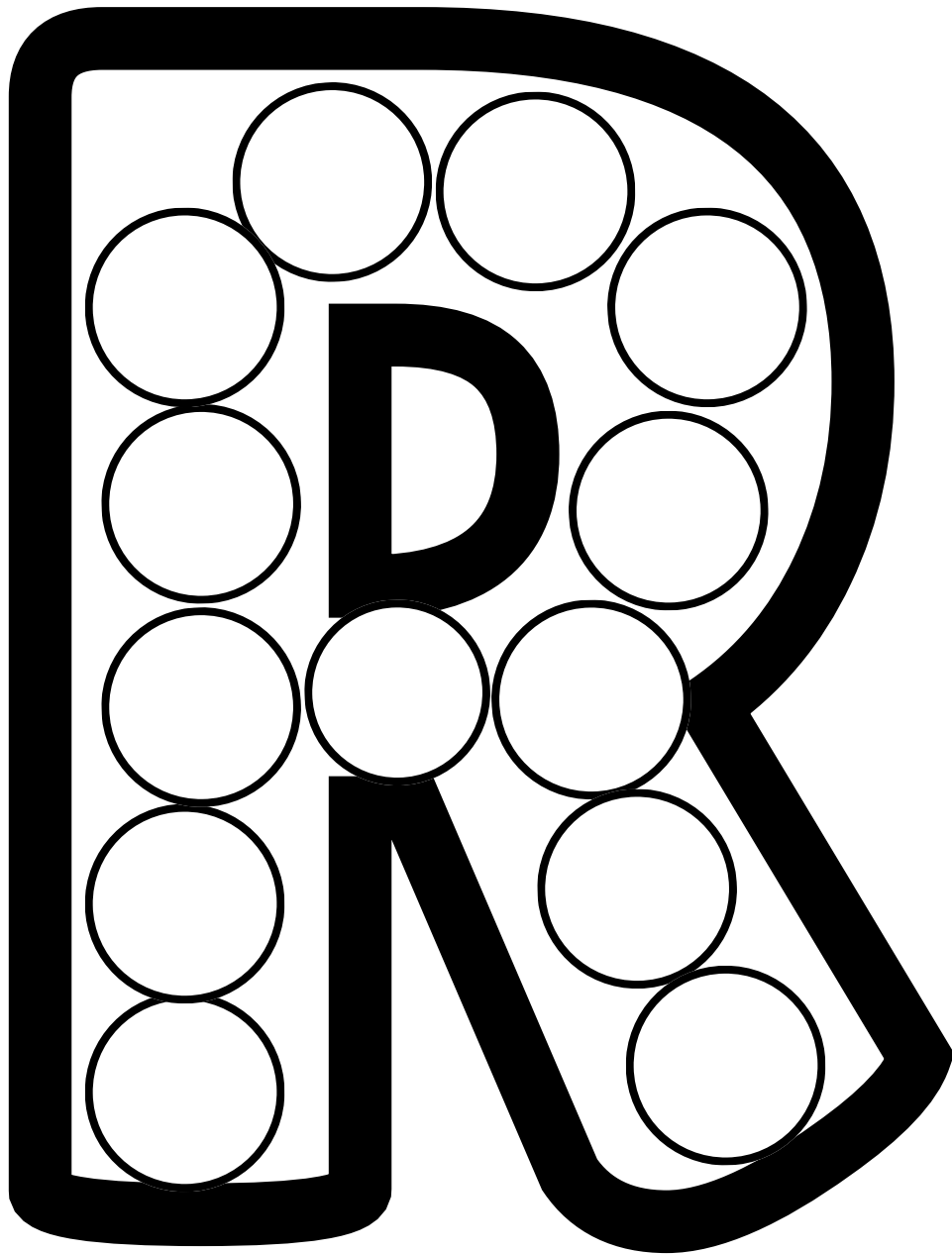
# MY LETTER R FUN PACKET

Name:

Name: \_\_\_\_\_

# LETTER DOT MAT

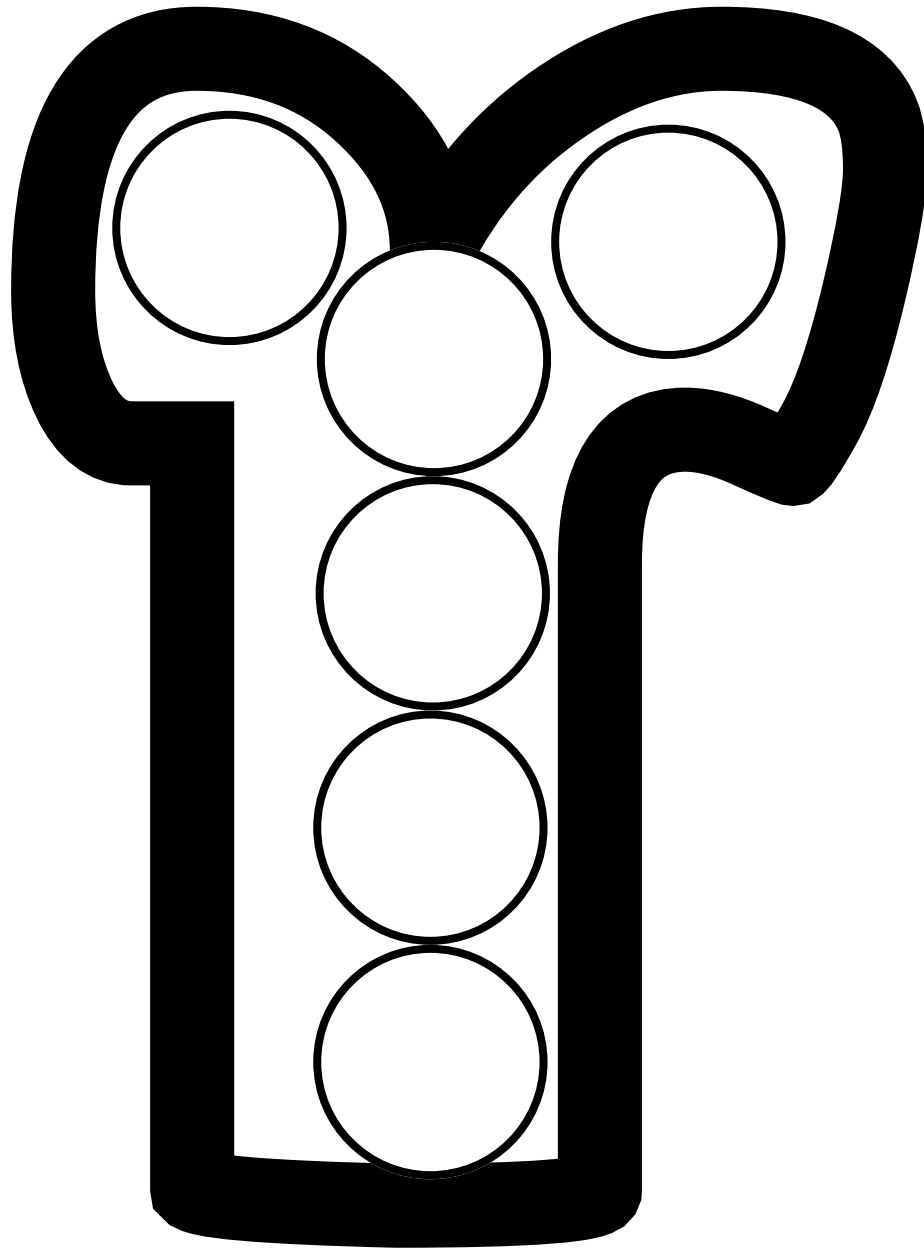
Directions: Use a bingo dabber to dot the circles to fill in the uppercase letter R.



Name: \_\_\_\_\_

# LETTER DOT MAT

Directions: Use a bingo dabber to dot the circles to fill in the lowercase letter r.



Name: \_\_\_\_\_

# TRACE THE LETTER

## Rr.

R R R R R R R R

r r r r r r r r

R R R R R R R R

r r r r r r r r

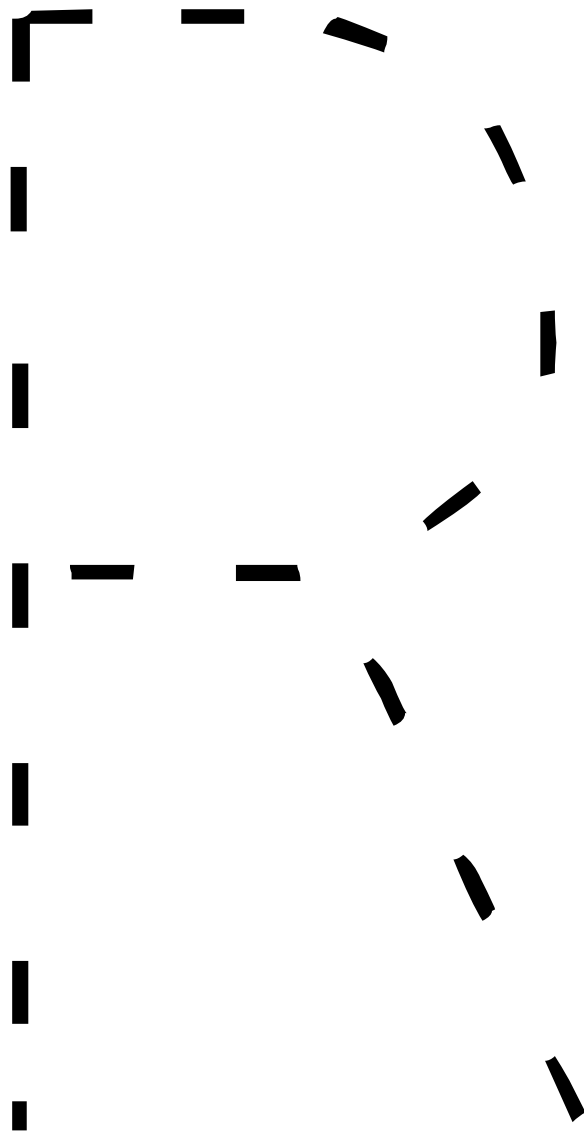
R R R R R R R R

r r r r r r r r

Name: \_\_\_\_\_

# TRACE THE LETTER


R.



Name: \_\_\_\_\_

# TRACE THE LETTER

r.




















Name: \_\_\_\_\_

# MINDFUL COLORING

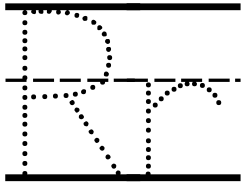
Directions: Color the letters Rr using the colors of the rainbow.




Name: \_\_\_\_\_

# LETTER DAB A DOT!

Directions: Use a bingo dabber to dot all the letters Rr.



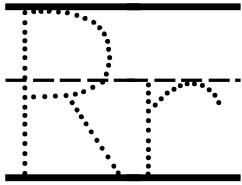
is for rain.





Name: \_\_\_\_\_

# THE LETTER R

Directions: Color the uppercase R purple and the lowercase r red.




is for rainbow.

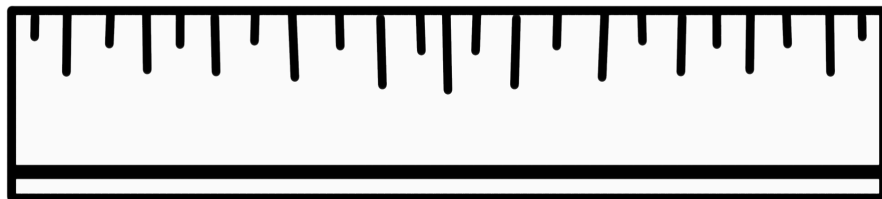








Name: \_\_\_\_\_

Directions: Read and color the things that begin with the letter Rr.







is for







Name: \_\_\_\_\_

Directions: Read and color the things that begin with the letter Rr.



Rr



Name: \_\_\_\_\_

Directions: Write the letter Rr.

