

# THANK YOU!

Thank you for visiting my account and for your recent download.

I hope this Free letter of the week (Oo) meets your expectations and needs. It saves you time and is super helpful and entertaining for your students.

If you have any questions or suggestions or notice an error, please email me at [anna@learngrowaspire.com](mailto:anna@learngrowaspire.com) so I can make it right.

Thank you so much for your support.

Anna

## Terms of use

I have used graphics from some very talented graphic designers listed below. Due to license restrictions, this product is for personal and non-commercial use.

If you have questions regarding the terms of use please get in touch with me at [anna@learngrowaspire.com](mailto:anna@learngrowaspire.com)

Cliparts from:



[Rainbow Sprinkle](#)



## Stay Connected For Exclusive Printables!

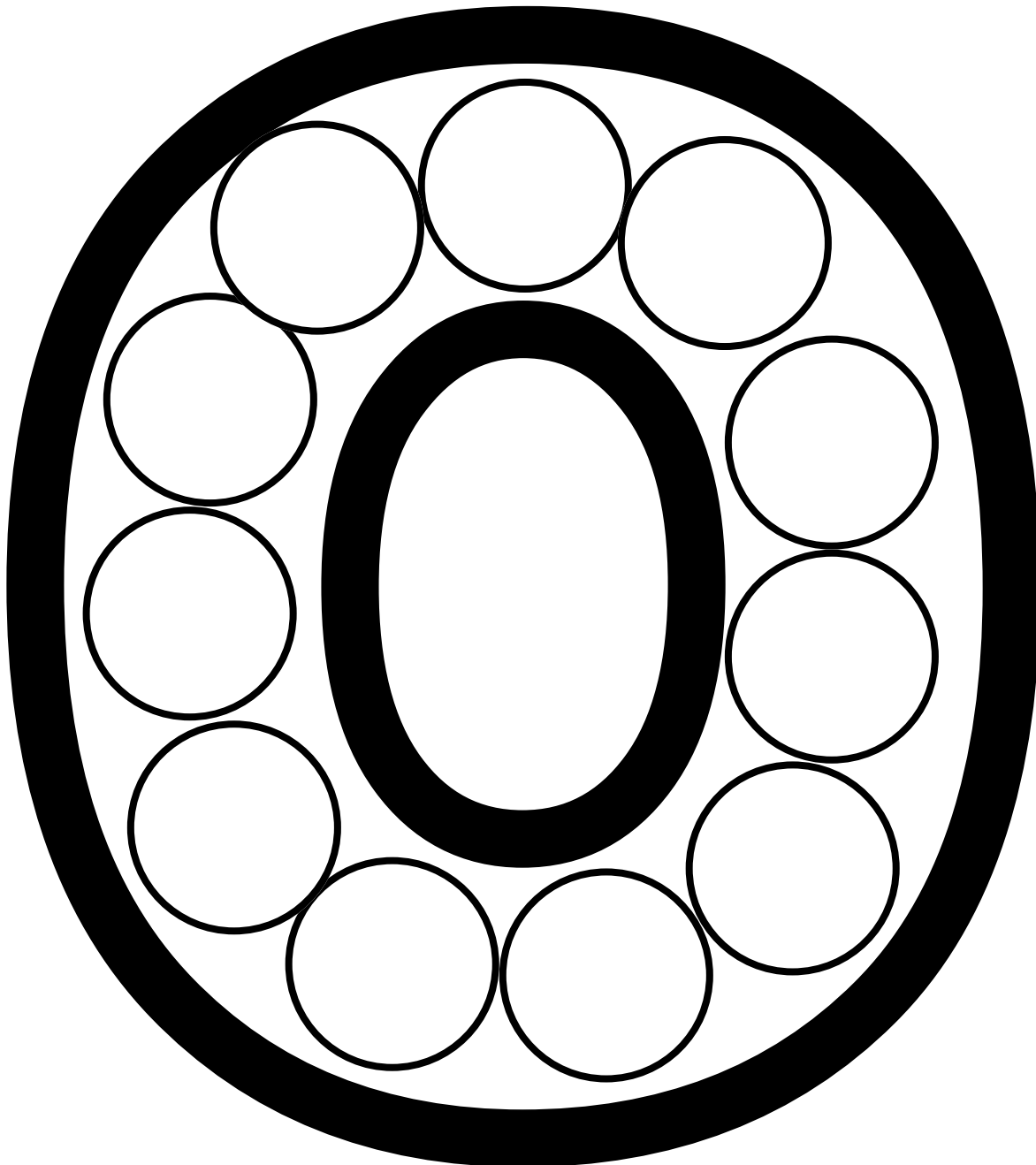
[Subscribe to my email list to be notified when I add new resources and receive FREE exclusive printables and more!](#)

xox Anna 

Name: \_\_\_\_\_

# LETTER DOT MAT


Directions: Use a bingo dabber to dot the circles to fill in the uppercase letter O.



Name: \_\_\_\_\_

# LETTER DOT MAT


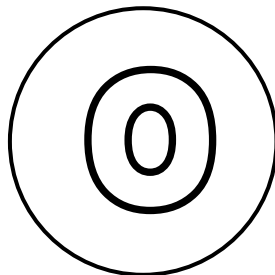
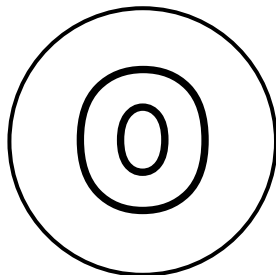
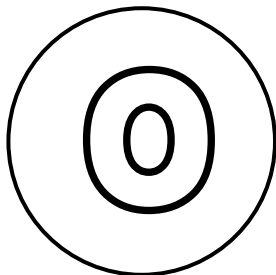



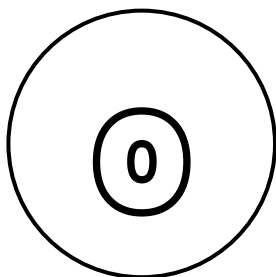
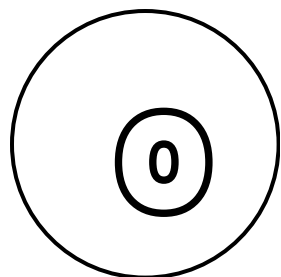
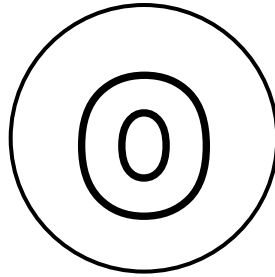
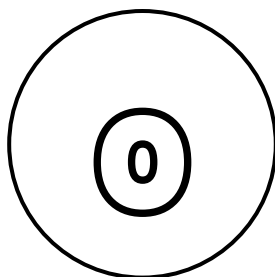


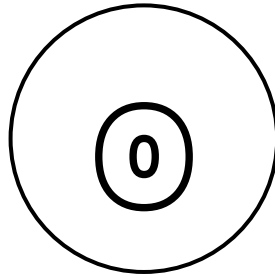

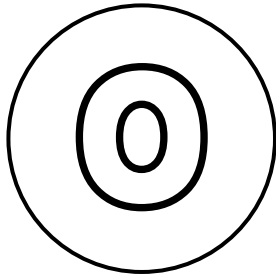
Directions: Use a bingo dabber to dot the circles to fill in the lowercase letter o.



Name: \_\_\_\_\_

# LETTER DAB A DOT!

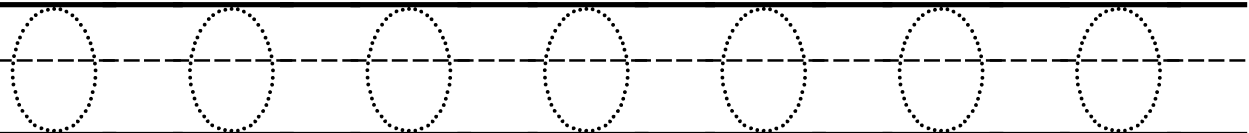
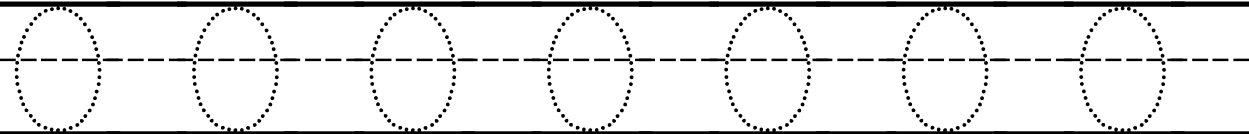
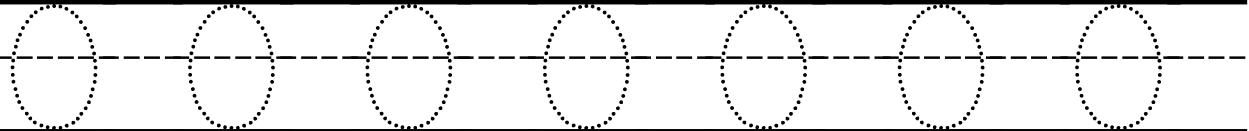
Directions: Use a bingo dabber to dot all the letters Oo.



Name: \_\_\_\_\_

# TRACE THE LETTER

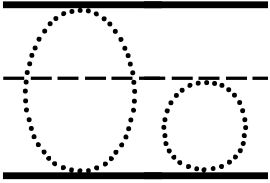
## Oo.





Name: \_\_\_\_\_

# LETTER DAB A DOT!

Directions: Use a bingo dabber to dot all the letters Oo.




is for owl.




Name: \_\_\_\_\_


Directions: Read and color the things that begin with the letter Nn.




is for




owl



orange




octopus




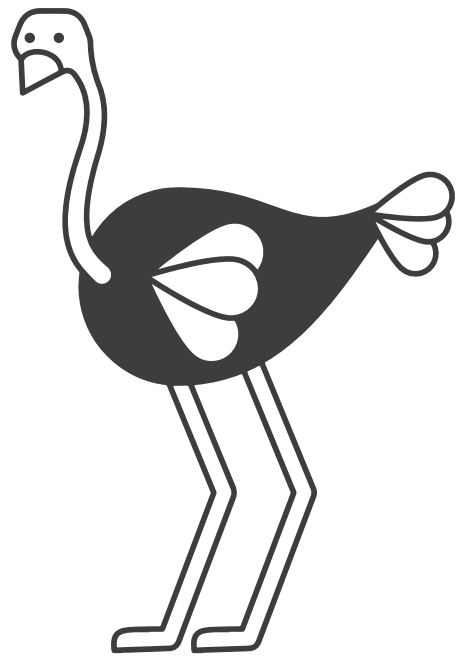
onion

Name: \_\_\_\_\_

Directions: Read and color the things that begin with the letter Nn.

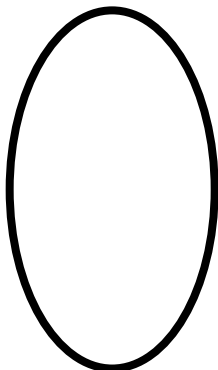


is for

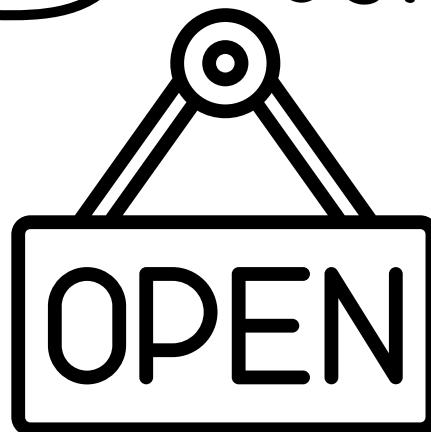


Otter

Ostrich



Oval



Open



Name: \_\_\_\_\_

Directions: Draw something that begins with the letter Oo.

