

THANK YOU!

Thank you for visiting my account and for your recent download.

I hope this Free preschool letter of the week (Ii) meets your expectations and needs. It saves you time and is super helpful and entertaining for your students.

If you have any questions or suggestions or notice an error, please email me at anna@learngrowaspire.com so I can make it right.

Thank you so much for your support.

Anna

Terms of use

I have used graphics from some very talented graphic designers listed below. Due to license restrictions, this product is for personal and non-commercial use.

If you have questions regarding the terms of use please get in touch with me at anna@learngrowaspire.com

Cliparts from:



Stay Connected For Exclusive Printables!

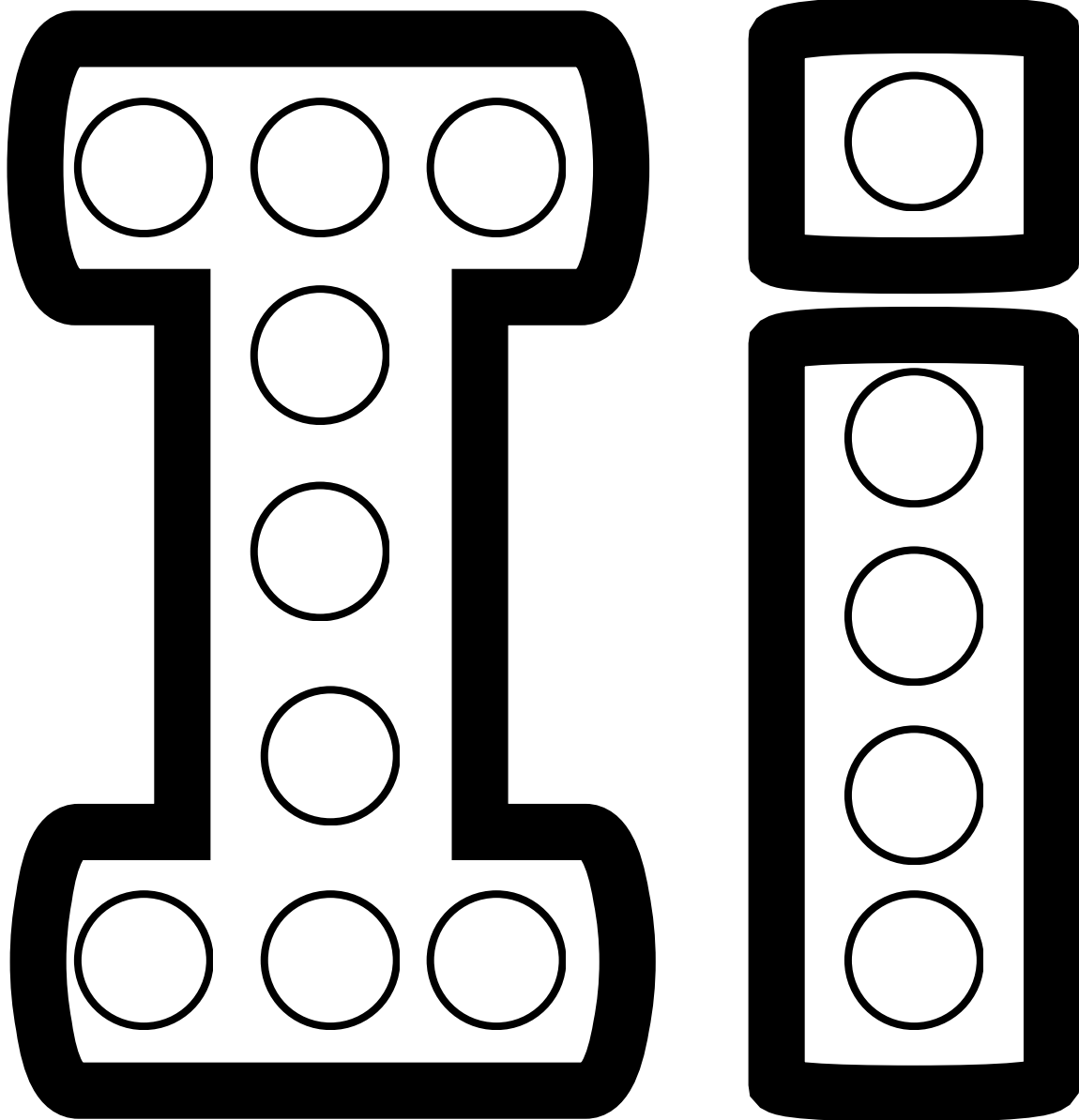
[Subscribe to my email list to be notified when I add new resources and receive FREE exclusive printables and more!](#)

xox Anna 

Name: _____

LETTER DOT MAT

Directions: Use a bingo dabber to dot the circles to fill in the uppercase and lowercase letters Ii.



Name: _____

LETTER DAB A DOT!

Directions: Use a bingo dabber to dot all the letters I.

I

L

K

i

J

I

J

L

i

O

I

j

I

I

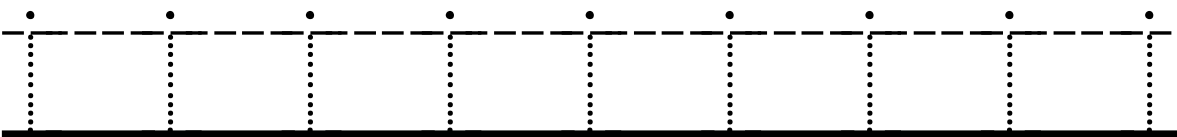
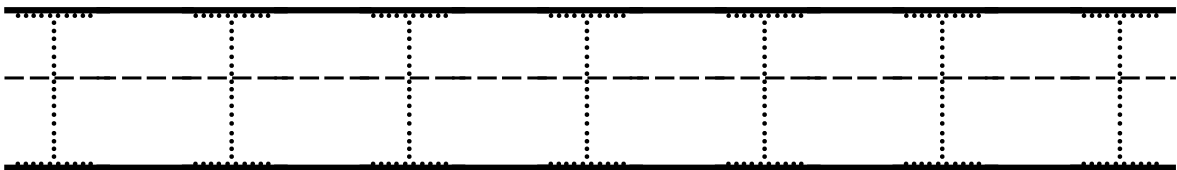
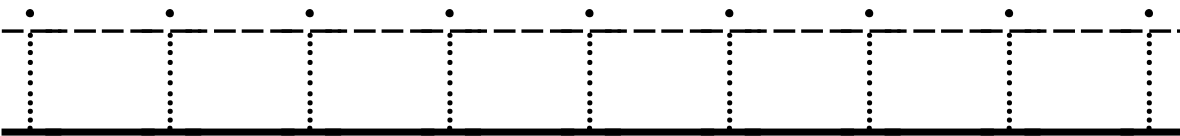
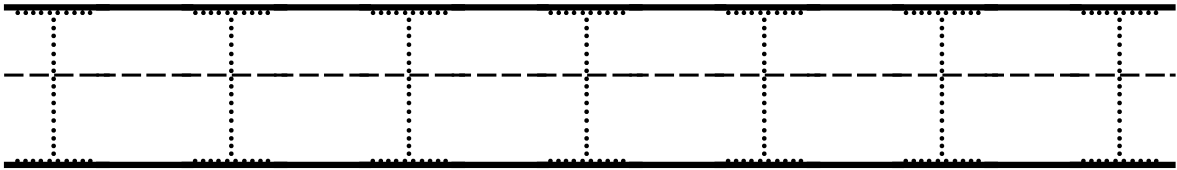
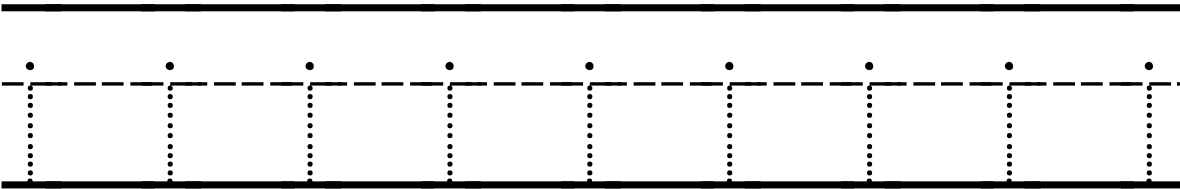
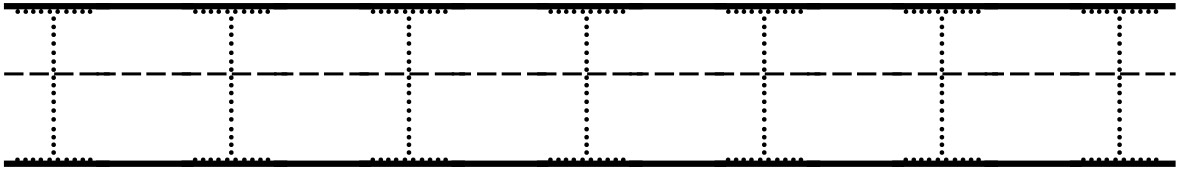
P

i

Name: _____

TRACE THE LETTER

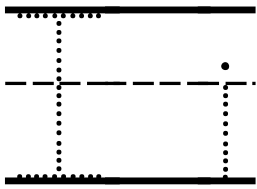
I i




Name: _____

LETTER DAB A DOT!

Directions: Use a bingo dabber to dot all the letters I.




is for icecream




Name: _____

Directions: Read and color the things that begin with the letter I.




is for




igloo



ice cream




ice



iguana

Name: _____

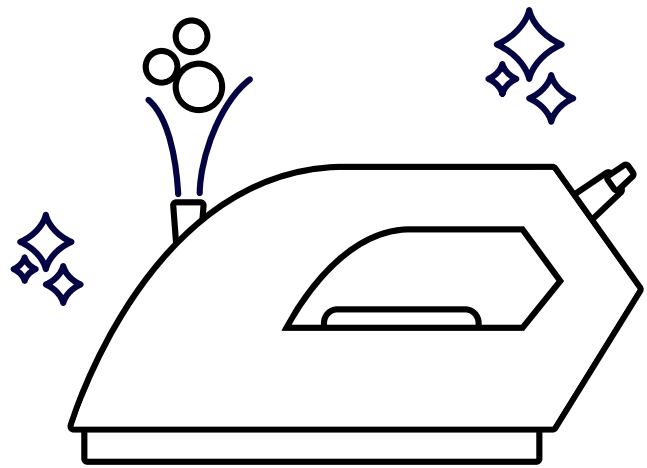
Directions: Read and color the things that begin with the letter I.



is for




Island



Iron



ink



idea

Name: _____

Directions: Draw something that begins with the letter I.

