

# THANK YOU!

I hope these **addition facts to 20 math worksheets** meet your expectations and needs. It saves you time and is super helpful and fun for your students

→ If you have any questions about terms of use, bump into any issues, or notice an error on these worksheets, please reach out to me at [anna@learngrowaspire.com](mailto:anna@learngrowaspire.com) so I can make it right!

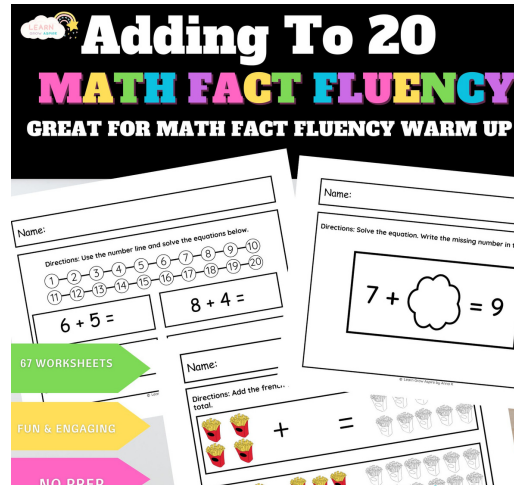
Many Thanks!

*Anna*



Please do not share, copy, or distribute my work in any way. These printables are for personal and non-commercial use. You can direct others to print directly off my website.

If you and your kids loved these 1 - 20 addition facts worksheets, then you should consider getting the entire adding to 20 pack!



## What's Included

- Inside this adding-to-20 math pack, you will receive the following:
- 67 math worksheets to help your kindergarten or first-grade students build fluency in adding to 20.
  - The 5 color worksheets also come in black and white

[SHOP ACTIVITY PACK](#)  
[HERE](#)

Name: \_\_\_\_\_

Directions: Solve the equation. Write the missing number in the box.

$$0 + \text{cloud} = 5$$

Name: \_\_\_\_\_

Directions: Solve the equation. Write the missing number in the box.

$$1 + \text{cloud} = 2$$

Name:

Directions: Solve the equation. Write the missing number in the box.

$$0 + \text{[cloud shape]} = 9$$

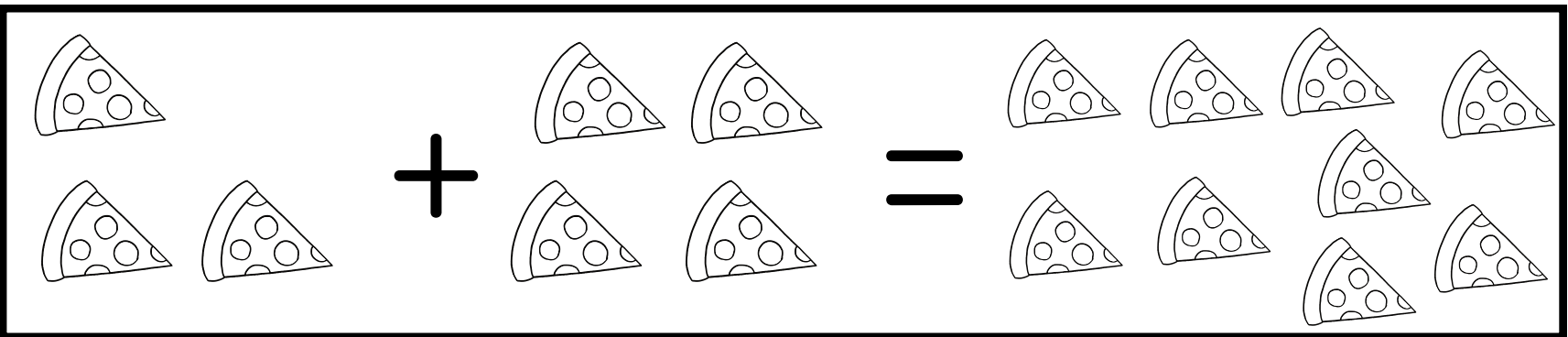
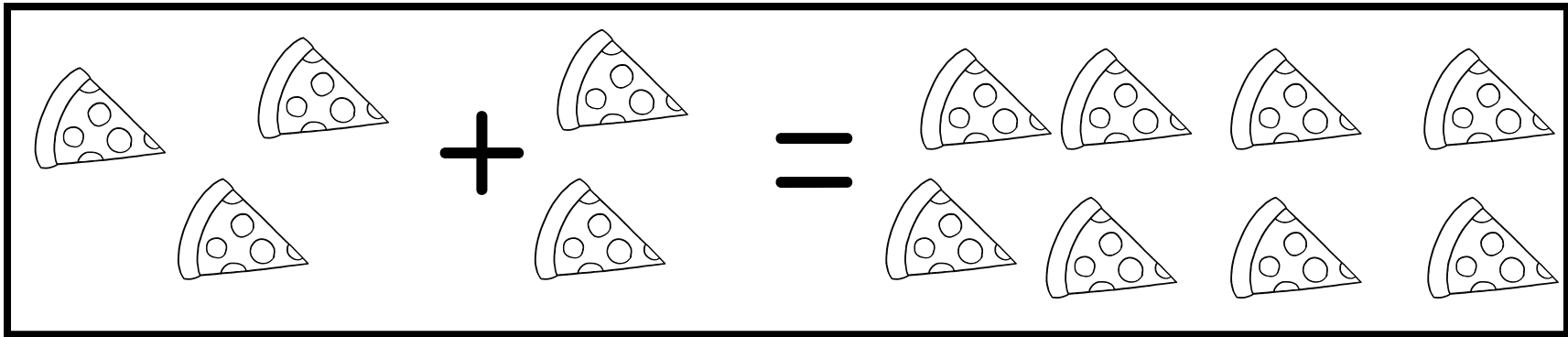
Name:

Directions: Solve the equation. Write the missing number in the box.

$$15 + \text{cloud} = 20$$

Name: \_\_\_\_\_

Directions: Add the pizza slices together. Color as many pizza slices as the total.

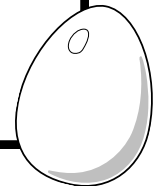


Name:

**Directions: Read the narrative below and draw the total number of eggs in the box provided.**

There are 10 eggs in the fridge and  
6 on the counter.  
Draw the total number of eggs.

Draw  
here!





Name: \_\_\_\_\_

Directions: Solve the equations and color the clouds according to the key.



19 = RED



16 = BLUE



6 = YELLOW



20 = GREEN

$$9 + 7 =$$

$$8 + 12 =$$

$$15 + 5 =$$

$$2 + 4 =$$

$$7 + 12 =$$

Name: \_\_\_\_\_

Directions: Solve the equations and color the penguins according to the key.



14 = BROWN







11 = BLACK



13 = PURPLE




15 = ORANGE




Name: \_\_\_\_\_

Directions: Count and color the number of frogs you see.


16




10

















14



19

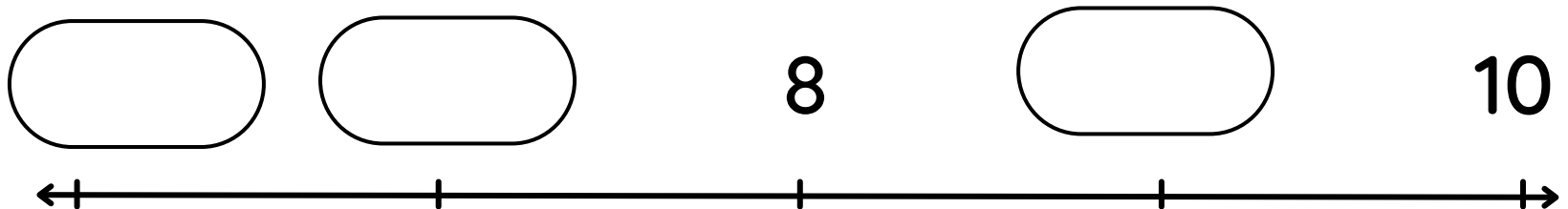
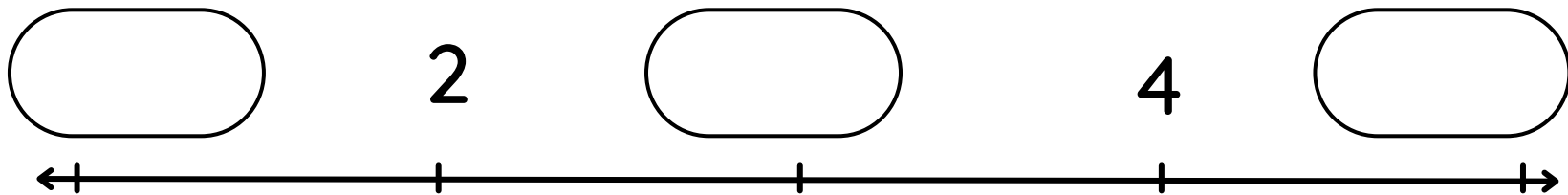


18



Name: \_\_\_\_\_

Directions: Fill in the missing numbers on the number lines.



Name: \_\_\_\_\_

Directions: Use the number line and solve the equations below.



$$7 + 0 =$$

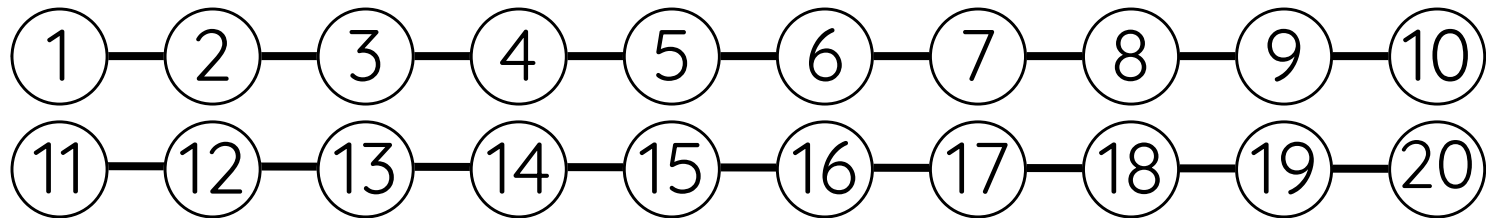
$$5 + 2 =$$

$$8 + 1 =$$

$$3 + 5 =$$

Name: \_\_\_\_\_

Directions: Use the number line and solve the equations below.



$$8 + 5 =$$

$$10 + 3 =$$

$$2 + 11 =$$

$$7 + 5 =$$